

# Aucklanders and the Arts

Attitudes, attendance and  
participation in Auckland 2017

Auckland Summary Report



# Contents

1. Foreword	4
2. Introduction	6
2.1 Purpose of the report	6
2.2 Method	6
2.3 Trend data	6
3. Key headlines	7
4. Summary of findings	9
4.1 Overall measures	9
4.2 Triggers to greater engagement with the arts	9
4.3 Attitudes to the arts	10
4.4 The relationship between the Auckland arts scene and liveability	16
4.5 Engagement by art form	18
4.6 Key demographic differences	22
4.7 Final thoughts	24
5. References	24



# 1. Foreword

Since 2005, Creative New Zealand has conducted research to measure New Zealanders' engagement with the arts. Auckland Council supports this research, which is used in a number of ways. It provides:

- valuable insights for the council and the wider arts sector about the levels of cultural engagement and attitudes towards the arts in Auckland
- data that supports advocacy and investment in the arts
- up-to-date data that council and arts organisations can use to develop programming and audience development strategies
- national and local trends using benchmarked data to see how we are tracking locally and compared to the rest of New Zealand

The research provides an opportunity to see how we're progressing against the goals and objectives of Toi Whitiki - Auckland's Arts and Culture Strategic Action Plan, particularly around access, participation and developing our unique cultural identity in Auckland.

Investing in this research is part of our ongoing commitment to a culturally rich and creative Auckland, where arts and culture are integrated into Aucklanders' everyday lives.





## 2. Introduction

### 2.1 Purpose of the report

This report presents findings on Aucklanders' attitudes towards, attendance at and participation in the arts.

Engagement includes both attendance at six different art forms and active participation in these arts forms. The art forms include:



The research findings are taken from the New Zealanders and the Arts Survey (for Creative New Zealand). Auckland Council commissioned additional interviews in Auckland, to enable deeper analysis of its residents. It also commissioned additional questions to explore specific areas of interest for the Council.

The insights from this report will be used by the Council to help inform the development of our strategies, policies and plans for investing in arts and culture.

This report provides a summary of the findings contained in the full New Zealanders and the Arts: Attitudes, attendance and participation in Auckland in 2017 report.

### 2.2 Method

The 2017 research is based on 1,889 online interviews with Aucklanders aged 15+.

The findings are compared



and contrasted with the national survey of 6,101 New Zealanders aged 15+.

All interviewing took place between 27 October and 29 November 2017. Respondents to the survey were principally recruited from the Colmar Brunton online panel. Auckland Council commissioned

a boost of 100 interviews in each local board, except for Waiheke and Great Barrier Islands. The target of 100 interviews was achieved in all but three local boards.

To ensure a representative sample across Auckland targets were set by age within gender, as well as ethnicity. Weighting was also used to ensure the sample was regionally representative.

Where possible, trends are shown against 2011 and 2014 (see Section 2.3 for more detail). The 2011 survey is based on 928 interviews and the 2014 survey on 401 interviews.

### 2.3 Trend data

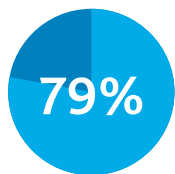
New Zealanders and the Arts has taken place every three years since 2005. In 2017 the principal survey method was changed from a telephone survey to an online survey. Creative New Zealand decided to make this change as it is becoming increasingly difficult to achieve representative samples randomly calling landlines. In addition, an online survey is more cost-effective, enabling local councils to boost the number of interviews in their area.

The 2017 online survey recorded lower levels of engagement with the arts, and less positive attitudes towards the arts, than in previous surveys. This was the case nationally and in Auckland. We were aware this was a risk, and so we conducted a parallel survey alongside the online one in 2017. This demonstrated the less positive online survey findings was because respondents answer telephone and online surveys differently.

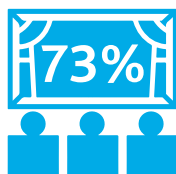
The decision was made with Creative New Zealand to re-weight the trend data to estimate what it would have been had we used an online survey previously. We did this by looking at the relative difference between the online and telephone survey results in 2017 and applying this difference to the previous survey results. We did the same process for Auckland. This process means the trend data in this report differs from that previously published. We believe the online survey provides a more accurate measure of engagement and attitudes towards the bias.

## 3. Key headlines

This section highlights some of the key findings from the research.



Engage with the arts in Auckland



Arts attendance



Arts participation

Participation in the arts has reached its highest level recorded to date.

The majority of Aucklanders believe the arts deliver a range of benefits to:



Economic growth



National identity



Community cohesion & livability



Wellbeing


Support for public funding has grown

**53%** support for public funding    **48%** support local council funding

Aspects of Auckland arts scene most likely to shape positive perceptions of Auckland are:



Lively public spaces



Professional performing arts venues & theatres



Regional venues & stadiums



Events celebrating diversity

We could grow engagement by:



Cheaper tickets



Greater choice



Better transport options



More local events and activities



Greater Inclusivity





## 4. Summary of findings

### 4.1 Overall Measures

Engagement with the arts is a nett calculation based on anyone who attended or participated in at least one art form in the last 12 months.

**Overall engagement** with the arts is 79% in 2017. This is in line with 2014 (79%) and the national picture (80%).

A total of 73% of Aucklanders have **attended** at least one arts event or venue in the last 12 months. This is consistent with 2014. The 2017 finding is also consistent with all New Zealanders (73%).

Over one in five Aucklanders (22%) attend the arts on a very regular basis (11+ times per year), which is consistent with all New Zealanders.

**Participation in the arts** has reached its highest level recorded to date. Just less than half of all Aucklanders now participate in the arts (48%). This compares to 43% in 2014 and 34% in 2011. Please note only the difference between 2011 and 2017 is statistically significant.

The increase in participation is largely driven by the visual arts (where participation has increased from 19% to 28%). One possible explanation for this increase is the continued uptake and development of digital technology (including smart phones and tablets) supporting an increase in web-based art or film making.

One in five Aucklanders (19%) participate in the arts on a very regular basis (13+ times per year), which is in line with all New Zealanders (20%).

### 4.2 Triggers to greater engagement with the arts

#### 4.2.1 Spontaneous triggers

Aucklanders were asked what would inspire them to attend more arts and cultural events, or participate more frequently in arts and cultural activities.



Cheaper prices/  
free events



More  
free time



Easier  
to access



Improvements  
to parking



Improvements to  
public transport



More local events  
and activities

Additional triggers relate to having more choice (6%), breaking social isolation (5%), the opportunity to learn about different cultures (5%) and improving the promotion of events (5%) and information on what is on (4%).

#### 4.2.2 Prompted triggers

In addition to capturing spontaneous responses, we also prompted Aucklanders on a number of key triggers around increasing attendance. The following results are based on the 60% of Aucklanders who say the arts interest them, but they still don't go much.

**56%**

reducing  
ticket prices

**54%**

greater range  
of events

**49%**

having someone  
to go with

**40%**

better  
quality arts

**34%**

if more people like  
them attended

**31%**

if felt confident of  
feeling welcomed

Agreement with all statements is higher for Auckland than the New Zealand average, by around three to five percentage points. This suggests barriers to attendance in the Auckland region maybe somewhat higher than elsewhere.

### 4.3 Attitudes to the arts (from the national section of the survey)

On balance, Aucklanders are positive about the arts. The majority of Aucklanders hold positive attitudes on 23 of the 35 statements measured. It should be noted that many of those who do not share these positive views often take a neutral position, as opposed to holding a negative viewpoint. Further detail is presented below.

#### 4.3.1 Relative importance of the arts to Auckland and its identity

The arts are perceived as important to Auckland's identity.

	Strongly disagree	Slightly disagree	Neither agree nor disagree	Slightly agree	Strongly agree	Don't know	Strongly Agree/Agree
It is important the arts have a strong presence in Auckland	3%	7%	23%	37%	28%	2%	65%
It is important for Auckland to be known as a place that supports great arts events and activities	3%	6%	24%	37%	27%	2%	64%

#### 4.3.2 Inclusivity of the arts

It is important to Aucklanders that the arts reflect the city's cultural diversity. Aucklanders also recognise the potential for the arts to be more inclusive.

	Strongly disagree	Slightly disagree	Neither agree nor disagree	Slightly agree	Strongly agree	Don't know	Strongly Agree/Agree
The arts should reflect New Zealand's cultural diversity	2%	5%	23%	39%	29%	2%	68%
The arts should be part of the education of every New Zealander	3%	7%	25%	39%	24%	1%	63%
The arts are for people like me	6%	15%	33%	28%	18%	2%	45%
The arts are only for certain types of people	15%	20%	27%	29%	8%	1%	37%
The range of Auckland's arts scene reflects its multicultural diversity	2%	5%	26%	40%	23%	3%	63%
Maori culture, identity and stories are celebrated in Auckland	3%	8%	32%	37%	15%	5%	52%

### 4.3.3 Access to the arts

There is potential to significantly improve attendance at arts events.

	Strongly disagree	Slightly disagree	Neither agree nor disagree	Slightly agree	Strongly agree	Don't know	Strongly Agree/Agree
Some arts events interest me but I still don't go much	6%	9%	24%	49%	11%	1%	60%
There are a wide range of arts activities and events available in Auckland	2%	7%	25%	42%	20%	4%	62%
There are good opportunities for me to take part in arts activities and events in my local area	3%	11%	35%	34%	11%	5%	45%
All the best events and activities are in the CBD	5%	14%	37%	28%	10%	6%	38%
The availability of arts and arts activities is an important reason why I like living where I do	10%	17%	39%	23%	9%	2%	32%

### 4.3.4 What the arts mean to me

The arts have significant meaning for a sizeable proportion of Aucklanders.

	Strongly disagree	Slightly disagree	Neither agree nor disagree	Slightly agree	Strongly agree	Don't know	Strongly Agree/Agree
The arts are part of my everyday life	12%	22%	29%	25%	12%	1%	36%
I can't live without the arts	14%	23%	28%	21%	12%	1%	33%
The arts are not that interesting	24%	29%	24%	16%	7%	1%	22%

### 4.3.5 How the arts benefit me

The arts provide personal benefits to most Aucklanders.

	Strongly disagree	Slightly disagree	Neither agree nor disagree	Slightly agree	Strongly agree	Don't know	Strongly Agree/Agree
I feel proud when New Zealand artists succeed overseas	2%	3%	19%	37%	36%	2%	74%
I learn about different cultures through the arts	4%	7%	21%	44%	22%	2%	66%
The arts improve how I feel about life	7%	15%	32%	30%	13%	2%	44%

The reasons Aucklanders feel the arts are life-affirming relate to positive emotions such as feeling good or happy, as well as providing mental stimulation in various ways. The most common responses are:

**20%**

'makes me feel good'

**10%**

'adds enjoyment / makes me happy'

**10%**

'appreciate / understand different viewpoints'

#### 4.3.6 How the arts benefit Auckland

Aucklanders believe the arts promote community cohesion and improve the liveability of their region.

	Strongly disagree	Slightly disagree	Neither agree nor disagree	Slightly agree	Strongly agree	Don't know	Strongly Agree/Agree
The arts help improve understanding of different cultures	3%	6%	22%	41%	26%	2%	67%
The arts help to create connections between different people in the community	2%	5%	23%	43%	25%	3%	67%
The arts make Auckland a more vibrant and attractive place to live	2%	6%	23%	40%	25%	2%	66%
Arts activities, venues and events help make Auckland a more enjoyable place to live and work	3%	7%	27%	39%	23%	2%	62%
The arts help define who we are as Aucklanders	5%	9%	37%	31%	15%	2%	46%





#### 4.3.7 How the arts benefit New Zealand

The majority of Aucklanders recognise different ways in which the arts benefit the nation.

	Strongly disagree	Slightly disagree	Neither agree nor disagree	Slightly agree	Strongly agree	Don't know	Strongly Agree/Agree
The arts contribute positively to our economy	3%	6%	31%	41%	18%	2%	58%
The arts help improve New Zealand society	4%	8%	28%	40%	18%	2%	58%
The arts help define who we are as New Zealanders	5%	12%	28%	37%	18%	1%	54%
My community would be poorer without the arts	5%	13%	33%	30%	17%	3%	47%

My community would be poorer without the arts (an increase from 38% in 2014).

Many of the reasons why 58% of New Zealanders feel the arts help improve New Zealand society relate to community cohesion.

**19%** 'understanding other cultures'

**13%** 'allows creative expression'

**9%** 'thought provoking / open minds'

#### 4.3.8 Support for the public funding of the arts

Support for public funding of the arts has reached a new high.

	Strongly disagree	Slightly disagree	Neither agree nor disagree	Slightly agree	Strongly agree	Don't know	Strongly Agree/Agree
The arts should receive public funding	5%	9%	30%	35%	18%	2%	53%
My local council should give money to support the arts	7%	12%	31%	34%	15%	2%	48%

### 4.3.9 Quality of the arts

The majority of Aucklanders are positive about the quality of New Zealand arts.

	Strongly disagree	Slightly disagree	Neither agree nor disagree	Slightly agree	Strongly agree	Don't know	Strongly Agree/Agree
Auckland has a range of high quality arts and culture venues	2%	6%	27%	42%	19%	5%	61%
The arts in New Zealand are world class	3%	7%	33%	34%	20%	3%	53%
I am proud of the arts in Auckland	3%	7%	38%	33%	17%	3%	50%

### 4.3.10 Impact of Ngā Toi Māori

Māori Aucklanders benefit from Ngā Toi Māori in a number of ways.

<b>76%</b>	agree they help support our national identity	<b>56%</b>	believe Ngā Toi Māori improves their well-being
<b>55%</b>	agree they learn about Māori culture through Ngā Toi Māori	<b>47%</b>	agree it motivates them to kōrero Māori

Ngā Toi Māori also provides benefits to the wider population.

	Strongly disagree	Slightly disagree	Neither agree nor disagree	Slightly agree	Strongly agree	Don't know	Strongly Agree/Agree
Ngā Toi Māori (Māori arts) help define who we are as New Zealanders	5%	6%	24%	35%	25%	5%	60%
I learn about Māori culture through Ngā Toi Māori (Māori arts)	9%	12%	30%	30%	14%	5%	44%
Ngā Toi Māori (Māori arts) motivates me to kōrero Māori (speak in Māori)	19%	21%	31%	17%	8%	4%	25%
Ngā Toi Māori (Māori arts) improve how I feel about life in general	14%	17%	37%	19%	8%	4%	27%

## 4.4 The relationship between the Auckland arts scene and liveability

Aucklanders were asked to rate the relative importance of different arts and cultural events, or facilities, in making Auckland a great place to live.

Aucklanders place most importance, or value, on its regional museums or galleries (71% view this as important). This is closely followed by vibrant and attractive suburban and town centres (69%) and lively public spaces (69%).

Aucklanders place least importance on local arts centres and organisations, as well as distinctive cultural and character precincts. However, 51% still rate both elements as important in making Auckland a great place to live.

Those who think Auckland is a great place to live, are more likely than those who do not, to consider each one of these factors to be important. However, the biggest differences between these two groups relate to lively public spaces (77% vs. 59%), professional performing arts venues and theatres (75% vs. 58%), regional venues and stadiums (75% vs. 60%), and events that celebrate Auckland's diversity (74% vs. 60%). Therefore, we can conclude that these are the aspects of the arts scene which are most likely to determine liveability.

### How important, or not, is the following in making Auckland a great place to live?

#### Regional museums and galleries

1 Very unimportant	2	3	4	5 Very important	Don't know	Most important
2%	4%	21%	32%	39%	2%	71%

#### Vibrant and attractive suburban and town centres

1 Very unimportant	2	3	4	5 Very important	Don't know	Most important
3%	3%	23%	36%	33%	2%	69%

#### Lively public spaces

1 Very unimportant	2	3	4	5 Very important	Don't know	Most important
2%	4%	22%	35%	34%	3%	69%

#### Regional venues and stadiums

1 Very unimportant	2	3	4	5 Very important	Don't know	Most important
2%	4%	23%	36%	32%	2%	68%

#### Professional performing arts venues and theatres

1 Very unimportant	2	3	4	5 Very important	Don't know	Most important
3%	4%	23%	34%	33%	3%	67%

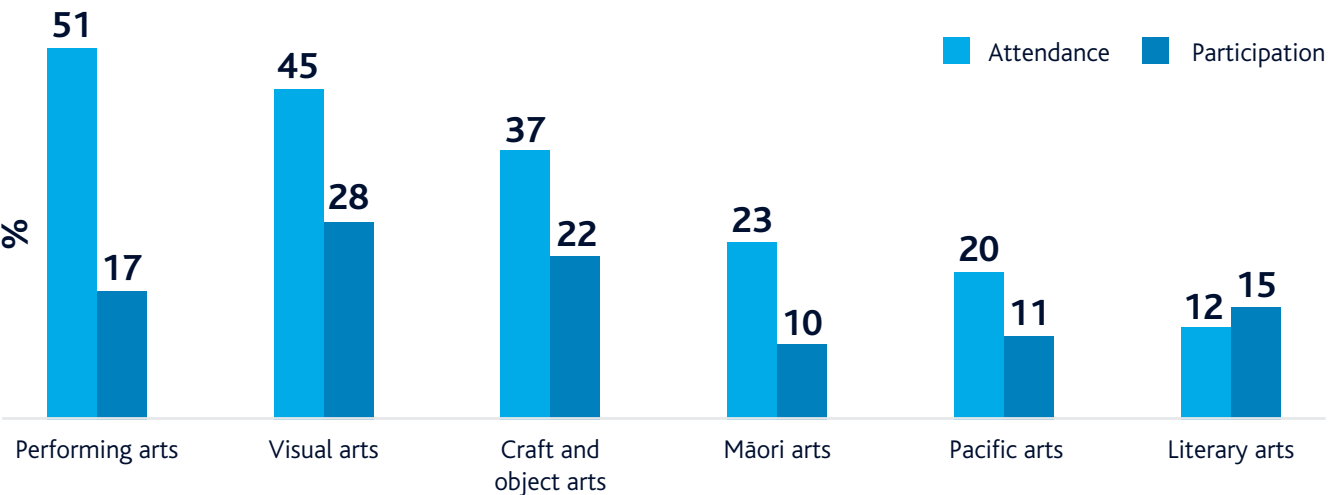




### 4.5 Engagement by art form

Attendance and participation in each art form is summarised below.

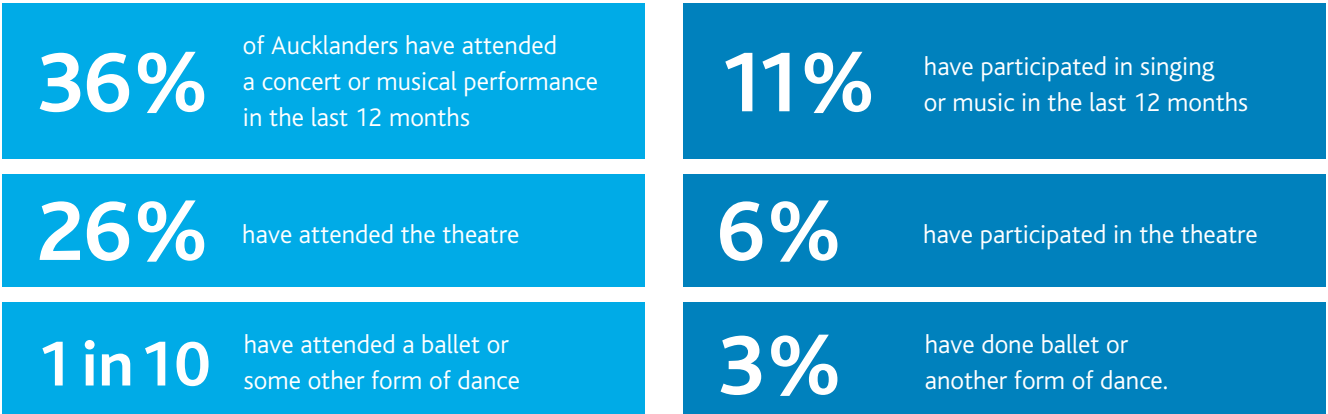
Proportion who have attended different art forms in the last 12 months.  
Proportion who have participated in different art forms in the last 12 months.



#### 4.5.1 Performing arts

Performing arts is the art form Aucklanders are most likely to attend. **Just over half (51%) of Aucklanders have attended the performing arts in the last 12 months.** This is consistent with previous surveys and with all New Zealanders.


**Participation in the performing arts is at its highest level recorded to date.** Seventeen percent of Aucklanders have participated in the performing arts in the last 12 months. This is consistent with all New Zealanders (16%).



Most of those who attend do so infrequently. The proportion who have attended between one and three times is 86% for ballet or other dance, 74% for concerts or musical performances and 71% for the theatre.

Of those who participate, 34% do so on a regular basis (at least nine times in the last 12 months).

#### 4.5.2 Visual arts

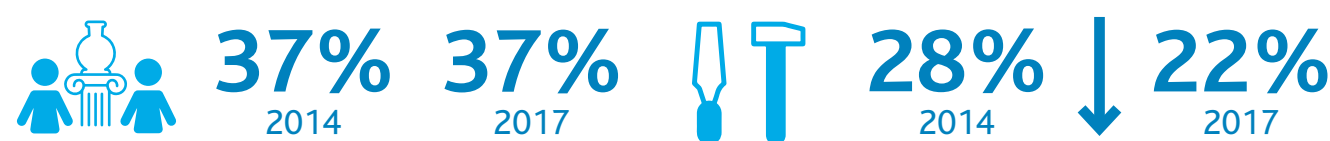


The proportion who visit the visual arts has increased from 38% in 2014 to 45% in 2017. This level of attendance is in line with all New Zealanders (45%). Most attendance is relatively infrequent; 76% did so between one and three times in the last 12 months.

Participation in the visual arts has also increased from 19% in 2014 to 28% in 2017, making it the art form Aucklanders are most likely to participate in. One possible explanation for the increase in participation is the continued uptake and development of digital technology supporting an increase in web-based art or film making. In support of this explanation, survey analysis highlighted that young people (aged 15-29) are critical in driving the participation in the visual arts at a national level (it is not possible to undertake this analysis for Auckland due to sample sizes).

Of those who participate, 27% do so on a regular basis (at least nine times in the last 12 months).

#### 4.5.3 Craft and object art



Attendance at craft and object art events or exhibitions has remained consistent between 2014 (37%) and 2017 (37%). This is also in line with all New Zealanders (39%).

Most attendance is relatively infrequent; 79% did so between one and three times in the last 12 months.

Participation in craft and object art is lower in 2017 (22%) than 2014 (28%). It is also slightly lower than the national average (24%).

Of those who participate, 24% do so on a regular basis (at least nine times in the last 12 months). Again, this is lower than the national average (31%).

#### 4.5.4 Māori arts



Attendance at Māori arts events is 20% in 2017. This is a gradual increase from 2011 (17%), although the difference is not statistically significant. Attendance is marginally lower than all New Zealanders (22%). Half of Māori (49%) have attended Māori arts events.

Most attendance is relatively infrequent; 83% did so between one and three times.

Eleven percent of Aucklanders have participated in the Māori arts in the last 12 months. This is the highest level to date and represents a significant increase since 2011 (7%). Māori are most likely to participate (39%), but other ethnicities also take part: 21% of Pacific peoples; 10% of Asian New Zealanders and 8% of Pākehā.

Of those who participate, 18% do so on a regular basis (at least nine times in the last 12 months).

#### 4.5.5 Pacific arts



Attendance at Pacific arts events has reached its highest level to date (23%), although the differences with 2014 (19%) and 2011 (20%) are not statistically significant. Aucklanders' attendance at Pacific arts is higher than all New Zealanders (23% vs. 18%). Over half of Pacific peoples in Auckland (52%) have attended Pacific arts events. They also attract a wider audience with 44% of Māori, 19% of Pākehā and 18% of Asian New Zealanders attending.

Most attendance is relatively infrequent; 85% did so between one and three times.



10% Participate

Participation in the Pacific arts is 10%, which is consistent with previous surveys but slightly higher than the national average (8%). A quarter of Pacific peoples have participated in Pacific arts (24%) but other ethnicities also take part: 25% of Māori; 11% of Asian New Zealanders; and 7% of Pākehā.

Of those who participate, 11% do so on a regular basis (at least nine times in the last 12 months).

#### 4.5.6 Literary arts



Attendance at literary arts events or festivals is 12%, which is slightly higher than all New Zealanders (10%).

Most of those who attend do so on a relatively infrequent basis; 76% did so between one and three times.



Participation in the literary arts has continued to grow to its highest level to date. Fifteen percent have participated in the literary arts in the last 12 months, compared with 13% in 2014 (and 6% in 2011). The difference between 2017 and 2011 is statistically significant. Literary arts is the only art form where participation is higher than attendance (15% vs. 12%).

Of those who participate 23% do so on a regular basis (at least nine times in the last 12 months).

#### 4.5.7 Use of digital technology for arts activities

Digital technology is enabling greater engagement in the arts for 45% of Aucklanders. Among other things, it is being used both to create and share art, and develop a stronger relationship with artists.

18%

research or review the arts or artists

17%

follow or interact with an artists or arts organisation

16%

create art using digital technology






## 4.6 Key demographic differences

The survey highlights a number of demographic groups who are more or less likely to engage with the arts and hold positive attitudes or not. These are summarised below.



**There is a gender gap in engagement with the arts.** Women are more likely than men to engage with, and hold positive views, on the arts. One of the key triggers for further engagement for men is whether they see arts events or activities which interest them or are relevant.



### **Aucklanders' relationship with the arts varies by life stage.**

Young people (aged 15-29) are most active in terms of participation, but they often hold less positive views about the arts than average. This could reflect a wider dissatisfaction with life. For example, they are less likely than average to feel Auckland is a great place to live (53% vs. 64%). In contrast those aged 50-69 appear to hold the most positive attitudes to the arts, while those aged 70+ are the age group least likely to attend the arts.

### **More inclusive events and activities are important engagement triggers for both ends of the age spectrum.**

Young people are more likely than average to refer to events or activities that are inclusive and welcoming to all, while older people are more likely to refer to events or activities that cater for the disabled or older people.



**Asian New Zealanders tend to be less engaged with the arts than average,** and less likely to attend or participate in the arts on a regular basis. They often hold more negative views than average about the arts, and feel they could be more inclusive. They are more likely than average to identify affordability as the key trigger to greater engagement. At the same time, they are more likely than average to feel they benefit from the arts in terms of their well-being.

**Māori are more engaged with the arts than average, and have a deeper engagement,** as they are more likely to be frequent attendees and participants. Many of their attitudes are in line with average but they are less likely to feel the arts reflects Auckland's diversity. **Pacific peoples' engagement with the arts and their attitudes towards the arts tend to be in line with the average.**

However, a key trigger for them (and for Māori) to greater engagement is the opportunity to learn about different cultures and their own culture.

**Pākehā take the greatest pride in the arts and are more likely to feel their communities would be a poorer place without them.** They are more likely than average to attend the performing arts but less likely to participate. Key triggers for greater engagement for them include having more time and better public transport.



**Household income impacts Aucklanders' relationship with the arts.** Those on high-household incomes (more than \$120,000) are more likely to attend the arts, and hold more positive attitudes about the arts. In contrast they are less likely to participate in the arts than average, and they are more likely than average to say having more time would inspire them to engage more with the arts. **However, it is worth noting that the key trigger for most demographic groups is making the arts more affordable.**



**Aucklanders' relationship with the arts can be determined by where they live.** This includes their proximity to the CBD and the demography of the area. **Those living in Waitemata local board are arguably most engaged with the arts** and consistently hold the most positive attitudes. Positive attitudes also tend to be expressed by those living in the Waitakere Ranges and Albert-Eden local boards.

**In contrast engagement is lower amongst those living in Papakura and Manurewa local boards.**

They also tend to view the arts more negatively than average. Residents in Papakura are more likely than average to highlight more local events/activities as an important trigger for greater engagement, as well as catering for those who are in poor health or elderly. For residents in Manurewa it is particularly important to offer something that captures their imagination, and combat a higher level of apathy to the arts.

**Finally, those living in Rodney local board are more likely than average to reference triggers related to access and transport.** More local opportunities to access the arts, as well as improvements in public transport and parking are much more important to them than average.



## 4.7 Final thoughts

People continue to enjoy the arts in Auckland and the proportion of those actively participating in the arts is at the highest level to date. Aucklanders perceive the arts to deliver a range of benefits, including economic growth and enhancing wellbeing. In line with this support for public and local council funding of the arts has grown.

Engagement in the arts still has significant room to grow. Almost a third of Aucklanders do not currently engage with the arts, with Asian New Zealanders and people from local board areas in the south more likely to be less engaged.

These findings, and the report generally, will provide a useful resource for the council and the wider arts sector in planning and delivering arts and cultural activity in Auckland. It will help us focus on groups who are currently underrepresented and on growing wider engagement by looking at how best to address some of the key barriers and triggers to participation that are outlined in this report.

Through the Auckland Plan, Toi Whitiki and other policies and plans, Auckland Council will continue to provide, and support others to provide, high quality, inclusive arts and cultural experiences. We are committed to ensuring all Aucklanders have opportunities to enjoy and participate in arts and culture in ways that enrich their lives.

## 5. References

To access the full version of the New Zealanders and the Arts: Attitudes, attendance and participation in Auckland in 2017 report, please visit:

Knowledge Auckland [www.knowledgeauckland.org.nz](http://www.knowledgeauckland.org.nz)

The national report and survey findings are available via Creative New Zealand: [www.creativenz.govt.nz](http://www.creativenz.govt.nz)

### Image references:

Cover photo: Satellites, Night Safari, Sandringham Reserve (2017).  
Photography: Julie Zhu

Page 2: Waitangi Day, Hayman Park 2018. Photography: Bryan Lowe

Page 5: Maori Carving in Wenderholm Regional Park, Photography: Jay Farnworth

Page 8: Waitangi Day, Hayman Park 2018. Photography: Bryan Lowe

Page 13: Satellites, K-Pop Showdown, Botany Town Centre (2017).  
Photography: Julie Zhu

Page 17: Maori Wood Carvers, Silo Park, Photography: Jay Farnworth

Page 21: Artwork by Daniel Clifford for Otahuhu Library (2015).  
Photography: Jay Farnworth

Page 23: Waitangi Day, Hayman Park 2018. Photography: Bryan Lowe

Page 25: Birds of the Mahurangi by Ruby Watson (2014).  
Photography: Kevin Kinver







