

THE 10-YEAR BUDGET AND AUCKLAND PLAN 2050

Interim Update

12 March 2018



Auckland
Council

Te Kaunihera o Tāmaki Makaurau





WRITTEN SUBMISSIONS RECEIVED: 3,024

OTHER SUBMISSIONS RECEIVED:

Feedback received in person: 1,941 participants across 24 events
Social media feedback: 39 comments

Please note – all numbers are subject to change due to ongoing processing and quality checking. Percentages may not always add to 100 per cent as some people may have selected more than one option when responding to a question and/or due to rounding error.

HOW WE'VE RECEIVED WRITTEN SUBMISSIONS

SUBMISSION TYPE	Total #	Total %	10-year Budget #	Auckland Plan #
Online form	1,526	50%	1,446	1,313
People's Panel online form	1,396	46%	1,389	1,326
Hard copy form	102	3%	98	92
Non form*	1	0%	1	0
Total	3,025	100%	2,934	2,731

* Feedback received via anything other than a Council form (e.g. letter, email, pro forma)

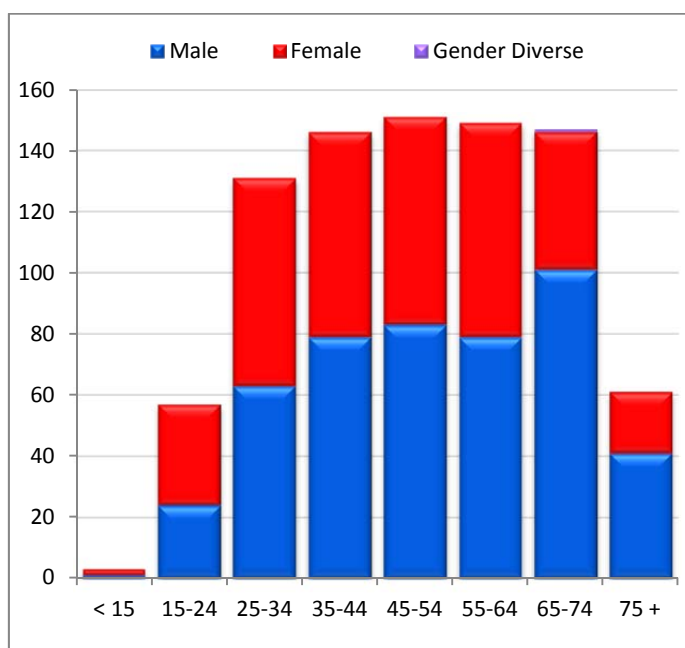
** Submitters can feed back on both plans

WHO WE'VE HEARD FROM

The information below indicates what demographic categories submitters identified with. This information only relates to those submitters who provided demographic information on a feedback. This number is lower than the number of submissions received as it takes additional time to process this information.

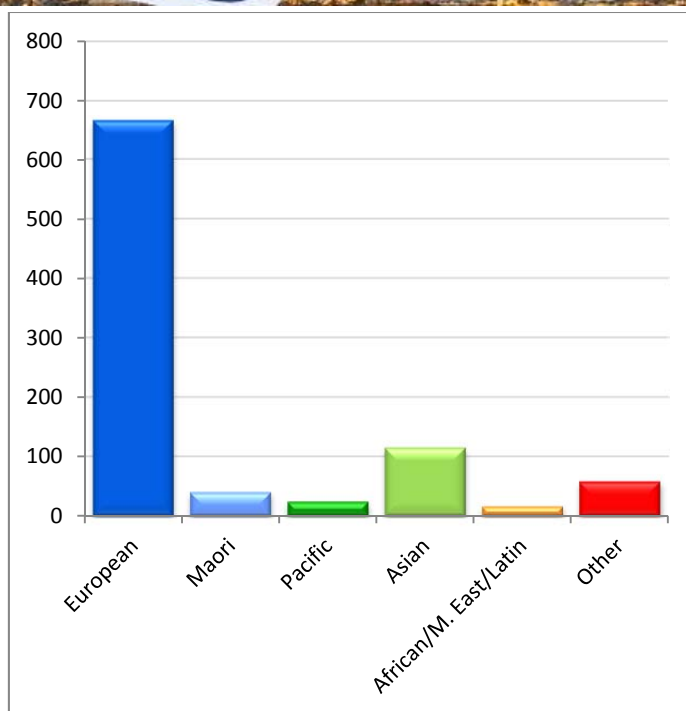
GENDER	#	%
Male	477	56%
Female	379	44%
Gender diverse	1	0%
Total	857	100%

AGE	Male	Female	Diverse	Total	%
< 15	1	2	0	3	0%
15 – 24	24	33	0	59	7%
25 – 34	63	68	0	133	15%
35 – 44	79	67	0	147	17%
45 – 54	83	68	0	156	18%
55 – 64	79	70	0	151	18%
65 – 74	101	45	1	149	17%
75 +	41	20	0	64	7%
Total				862	100%





ETHNICITY	#	%
European	667	75%
Pakeha/NZ European	636	71%
Other European	31	3%
Maori	41	5%
Pacific	25	3%
Samoan	8	1%
Tongan	5	1%
Other Pacific	12	1%
Asian	116	13%
Chinese	67	8%
Indian	27	3%
Other Asian	22	2%
African/Middle Eastern/Latin	17	2%
Other	59	7%
New Zealander/Kiwi	13	1%
Other	46	5%
Total	890	NA*



* Does not add to 100% due to some people selecting more than one ethnicity

RESIDENT LOCAL BOARD	#	%
Albert-Eden Local Board	284	9%
Devonport-Takapuna Local Board	160	5%
Franklin Local Board	127	4%
Great Barrier Local Board	6	0%
Henderson-Massey Local Board	145	5%
Hibiscus and Bays Local Board	193	6%
Howick Local Board	180	6%
Kaipatiki Local Board	173	6%
Mangere-Otahuhu Local Board	47	2%
Manurewa Local Board	61	2%
Maungakiekie-Tamaki Local Board	160	5%
Orakei Local Board	177	6%
Otara-Papatoetoe Local Board	37	1%
Papakura Local Board	63	2%
Puketapapa Local Board	61	2%
Rodney Local Board	242	8%
Upper Harbour Local Board	113	4%
Waiheke Local Board	33	1%
Waitakere Ranges Local Board	125	4%
Waitemata Local Board	253	8%
Whau Local Board	98	3%



RESIDENT LOCAL BOARD	#	%
Regional (i.e. organisations whose views are not specific to a local area)	5	0%
Not Supplied (i.e. local board not supplied and unable to be determined)	274	9%
Outside Auckland	8	0%
TOTAL	3,025	100%

10-YEAR BUDGET 2018-2028 FEEDBACK

Q1. We want to improve our transport system. As the population grows, congestion (and the pollution it creates) is getting worse, safety is declining and businesses are struggling to move freight and people. We are proposing that a regional fuel tax of 10 cents per litre (plus GST) be used to raise more funding for transport projects and services.

What is your opinion on the proposal to introduce a regional fuel tax to help pay for improvements to the transport system?

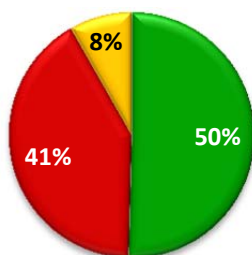
WRITTEN SUBMISSIONS

2,839 responses

■ Support

■ Do not support

■ Other



OTHER SUBMISSIONS

CHANNEL	Support	Do not support	Other	Total
In person	37	32	44	113
	33%	28%	39%	100%

Q2. Our harbours, beaches and streams are being polluted by overflows from ageing sewerage and stormwater systems that can't cope with heavy rainfall and from contaminants washed into natural waterways. We want to improve our infrastructure to address this problem. Under current budgets this would take 30 years to achieve. We propose to introduce a new targeted rate to increase our funding of water infrastructure and speed up delivery of cleaner harbours, beaches and streams to 10 years. Our proposed targeted rate would cost the average residential ratepayer \$66 per year (\$1.30 per week), although this will vary based on your property value.

What is your opinion on this proposed targeted rate to speed up the delivery of cleaner harbours, beaches and streams?

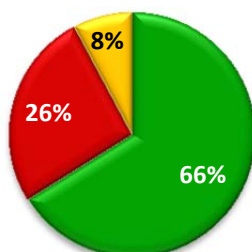
WRITTEN SUBMISSIONS

2,816 responses

■ Support

■ Do not support

■ Other



OTHER SUBMISSIONS

CHANNEL	Support	Do not support	Other	Total
In person	26	21	11	58
	45%	36%	19%	100%



Q3. Auckland's rapid growth is putting pressure on the environment, as is the spread of pests, weeds and diseases that are threatening many of our native species. Approximately two-thirds of Auckland's local native species are under threat of extinction. Our proposal is to invest more in environment initiatives and to fund this through a targeted rate (based on your property value) at one of two levels described below.

What is your opinion on a proposed targeted rate to invest more to protect our environment?

WRITTEN SUBMISSIONS

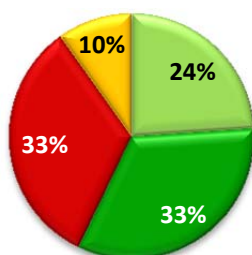
2,822 responses

■ Option A - (\$21 p.a.)

■ Option B - (\$47 p.a.)

■ Do not support

■ Other option



OTHER SUBMISSIONS

CHANNEL	Support A	Support B	Do not support	Other	Total
In person	16	22	14	13	65
	25%	34%	22%	20%	100%

Q4. For this 10-year Budget we are proposing an average general rates increase of 2.5 per cent for the first two years and then 3.5 per cent for years three to ten. This will be used to fund our growing city. Without this level of rate increase, we would have to reduce existing services levels and defer or cut some currently planned projects.

What is your opinion on this proposed rates increase?

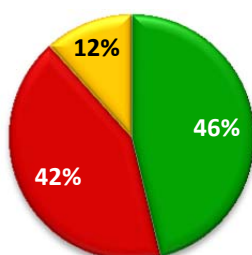
WRITTEN SUBMISSIONS

2,793 responses

■ Support

■ Do not support

■ Other



OTHER SUBMISSIONS

CHANNEL	Support	Do not support	Other	Total
In person	16	8	17	41
	39%	20%	41%	100%

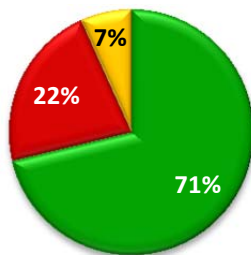


Q5. We are proposing that online accommodation providers (e.g. Airbnb properties) who let out their whole property (not just a room) for a certain number of days per year should pay business rates and the Accommodation Provider Targeted Rate (if the property is within a certain zone). This would mean they are treated the same way as other accommodation providers.

What is your opinion on this proposal?

WRITTEN SUBMISSIONS
2,779 responses

■ Support
■ Do not support
■ Other



OTHER SUBMISSIONS

CHANNEL	Support	Do not support	Other	Total
In person	30	3	7	40
	75%	8%	18%	100%

Q6. LOCAL BOARD FEEDBACK

Are we on the right track with our priorities?

LOCAL BOARD	RESPONSES	YES	PARTIAL	NO
Albert-Eden Local Board	220	40%	45%	15%
Devonport-Takapuna Local Board	129	28%	49%	23%
Franklin Local Board	100	26%	45%	29%
Great Barrier Local Board	6	83%		17%
Henderson-Massey Local Board	122	38%	46%	16%
Hibiscus and Bays Local Board	155	25%	55%	20%
Howick Local Board	150	29%	50%	21%
Kaipatiki Local Board	148	40%	47%	13%
Mangere-Otahuhu Local Board	35	49%	43%	9%
Manurewa Local Board	52	42%	48%	10%
Maungakiekie-Tamaki Local Board	126	40%	44%	15%
Orakei Local Board	127	50%	39%	11%



LOCAL BOARD	RESPONSES	YES	PARTIAL	NO
Otara-Papatoetoe Local Board	31	45%	55%	
Papakura Local Board	51	25%	53%	22%
Puketapapa Local Board	44	50%	36%	14%
Rodney Local Board	199	34%	44%	23%
Upper Harbour Local Board	87	25%	57%	17%
Waiheke Local Board	29	24%	38%	38%
Waitakere Ranges Local Board	90	34%	41%	24%
Waitemata Local Board	186	47%	40%	13%
Whau Local Board	69	57%	35%	9%


Q7. Please provide any other feedback on other matters in the consultation document or supporting information, such as changes to waste service charges (targeted rate to fund food waste collection service and standardisation of user-pays refuse collection), Tūpuna Maunga Authority Draft Operational Plan or the proposal to disestablish Auckland Council Investments Limited.

Please comment:

(Most common themes have been...)

Financial strategy

117 comments




Common topics include:

- Focus on core services
- Council expenditure too high
- Staff costs too high
- Other financial strategy related comments

Public transport services and existing facilities

87 comments




Common topics include:

- Improvements to current stations/bus stops or routes
- Improvements to current services/timetables

Walking and cycling improvements

68 comments



Common topics include:

- Improvements to cycleways
- Support investment in walking and cycling infrastructure

Note – the number of other comments processed is currently low due to the additional time to taken process these comments.



AUCKLAND PLAN 2050 FEEDBACK

AN INCLUSIVE AUCKLAND

Q1. In a fast-growing city of increasing diversity and social change, people may or may not feel included or enjoy positive life experiences. The Auckland Plan proposes an inclusive Auckland where people live together with trust and mutual respect and everyone has the opportunity to participate to their full potential.

Do you think the six focus areas identified in Belonging and Participation will achieve this?

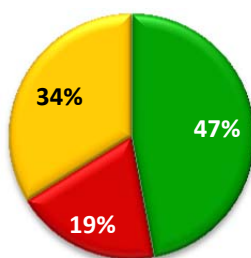
WRITTEN SUBMISSIONS

2,515 responses

Yes

No

Partially



OTHER SUBMISSIONS

CHANNEL	Yes	No	Partial	Total
In person	11	2	3	16
	69%	13%	19%	100%

ADVANCE MAORI WELL-BEING

Q2. The strengths and contributions Māori bring to Auckland will fuel economic growth and advance Māori well-being. With nearly a third of all Māori in Auckland aged under 15 years old, the Auckland Plan proposes investing more in tamariki and rangatahi to advance Māori well-being.

Do you think the seven focus areas identified in Māori Well-being and Identity will achieve this?

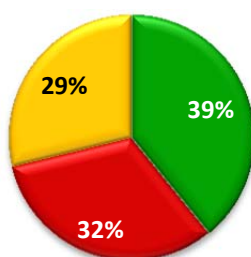
WRITTEN SUBMISSIONS

2,442 responses

Yes

No

Partially



OTHER SUBMISSIONS

CHANNEL	Yes	No	Partial	Total
In person	13	0	2	15
	87%	0%	13%	100%



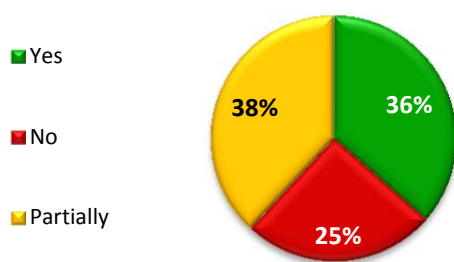
AFFORDABLE HOMES

Q3. Lack of affordable housing is creating stress for many Aucklanders. It is driving some workers out of Auckland and limiting our ability to attract and retain talent. The Auckland Plan proposes that all Aucklanders deserve healthy, affordable homes with secure tenure in well-designed places, whether they own or rent their homes.

Do you think the five focus areas identified in Homes and Places will achieve this?

WRITTEN SUBMISSIONS

2,587 responses



OTHER SUBMISSIONS

CHANNEL	Yes	No	Partial	Total
In person	11	2	6	19
	58%	11%	32%	100%

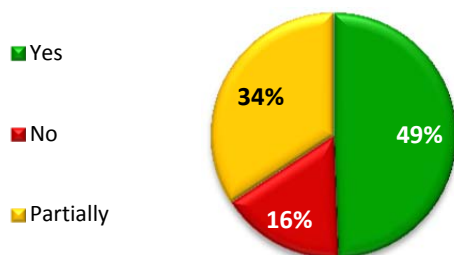
MOVING EASILY AROUND AUCKLAND

Q4. People lack choice in how they get around and it can take a long time to get where they need to go. To better connect people and places, the Auckland Plan proposes an integrated transport system that accelerates progress on walking, cycling and public transport and makes better use of existing networks.

Do you think the seven focus areas identified in Transport and Access will achieve this?

WRITTEN SUBMISSIONS

2,603 responses



OTHER SUBMISSIONS

CHANNEL	Yes	No	Partial	Total
In person	16	1	1	18
	89%	6%	6%	100%



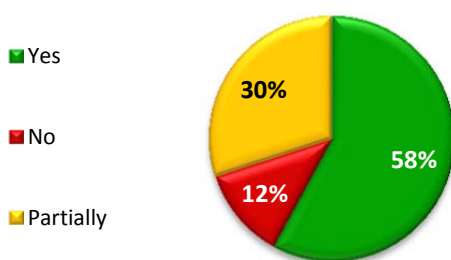
PROTECTING AND ENCHANGING OUR ENVIRONMENT

Q5. Unprecedented growth has required Auckland to provide for essential development, which has had an impact on our environment and cultural heritage. The Auckland Plan proposes utilising every opportunity to protect and enhance Auckland's environment as growth and development happens.

Do you think the six focus areas identified in Environment and Cultural Heritage will achieve this?

WRITTEN SUBMISSIONS

2,521 responses



OTHER SUBMISSIONS

CHANNEL	Yes	No	Partial	Total
In person	8	2	0	10
	80%	20%	0%	100%

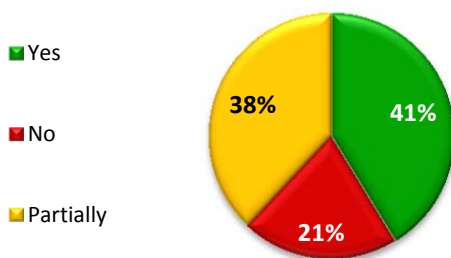
EQUIPPING PEOPLE FOR FUTURE JOBS

Q6. Rapid technology advances will create challenges, opportunities and change across many industries and jobs. The Auckland Plan proposes Aucklanders will need to adapt to the coming changes by investing in education, training and skills development for all.

Do you think the five focus areas identified in Opportunity and Prosperity will achieve this?

WRITTEN SUBMISSIONS

2,422 responses



OTHER SUBMISSIONS

CHANNEL	Yes	No	Partial	Total
In person	11	1	2	14
	79%	7%	14%	100%



SHAPING OUR GROWTH

Q7. Auckland has to provide for around 740,000 more people in the next 30 years, which would mean another 320,000 dwellings and up to 270,000 extra jobs. The Auckland Plan proposes to manage long-term population growth by prioritising development in existing urban areas and establishing new communities and new business land in future urban areas. Investment in Auckland’s infrastructure will need to keep up with the pace and scale of growth.

Do you think the proposed approach for enabling growth will effectively provide for Auckland’s future?

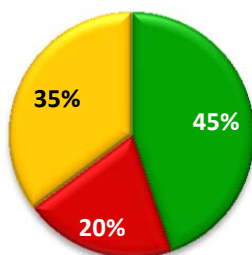
WRITTEN SUBMISSIONS

2,461 responses

■ Yes

■ No

■ Partially



OTHER SUBMISSIONS

CHANNEL	Yes	No	Partial	Total
In person	7	2	2	11
	64%	18%	18%	100%