

# **Long-term Plan 2024-2034**

## **Summary of consultation feedback**

**24 April 2024**



# Three Phase Plan

## PHASE 1

Dec - Feb

### **Pre consultation awareness**

Raised awareness of key topics in the consultation

## PHASE 2

Feb - Mar

### **Participation**

Made consultation accessible and engaging to encourage participation

## PHASE 3

Apr - Jul

### **Close the loop**

Will highlight the decision-making process, the decisions made and what they mean for our communities



# Accessibility and Diversity

**Translated materials**

**Range of feedback options**

Written/Verbal  
Digital/In-person

**Materials at libraries and other council venues**

**Community Partner Programme**

**Range of event dates, times, locations**

# Event styles – to suit a range of audiences

## **Raising Awareness Webinars**

(accessible for many to get information and ask questions)

## **Existing events**

i.e. Polyfest

## **Community Partner run events**

(to increase representation)

## **Round Table/ World Café**

(facilitated topic discussions)

## **Hearing Style**

(70+ regional interest groups and organisations)

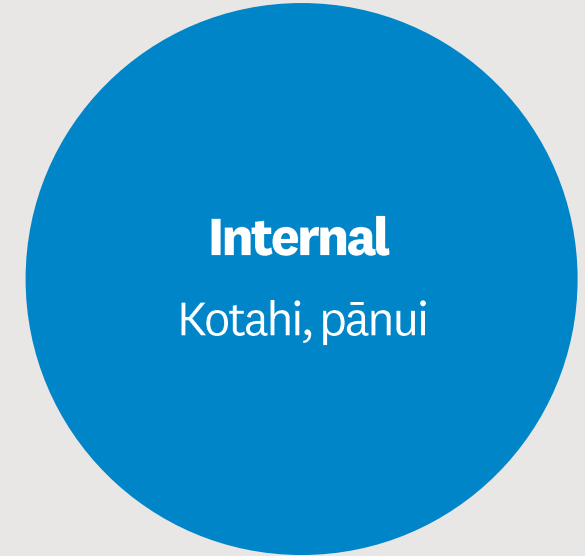

## **Other styles to suit local audiences**

i.e. Hearings/ Drop-ins/ Town hall style



# Communication support

**Phase 1**  
Awareness



**Phase 2**  
Participation



# Iwi Māori engagement

2 x mana whenua pre-engagement hui with the Mayor

2 x mana whenua online information sessions

2 x Mataawaka online information sessions

2 x Iwi Māori submission workshops

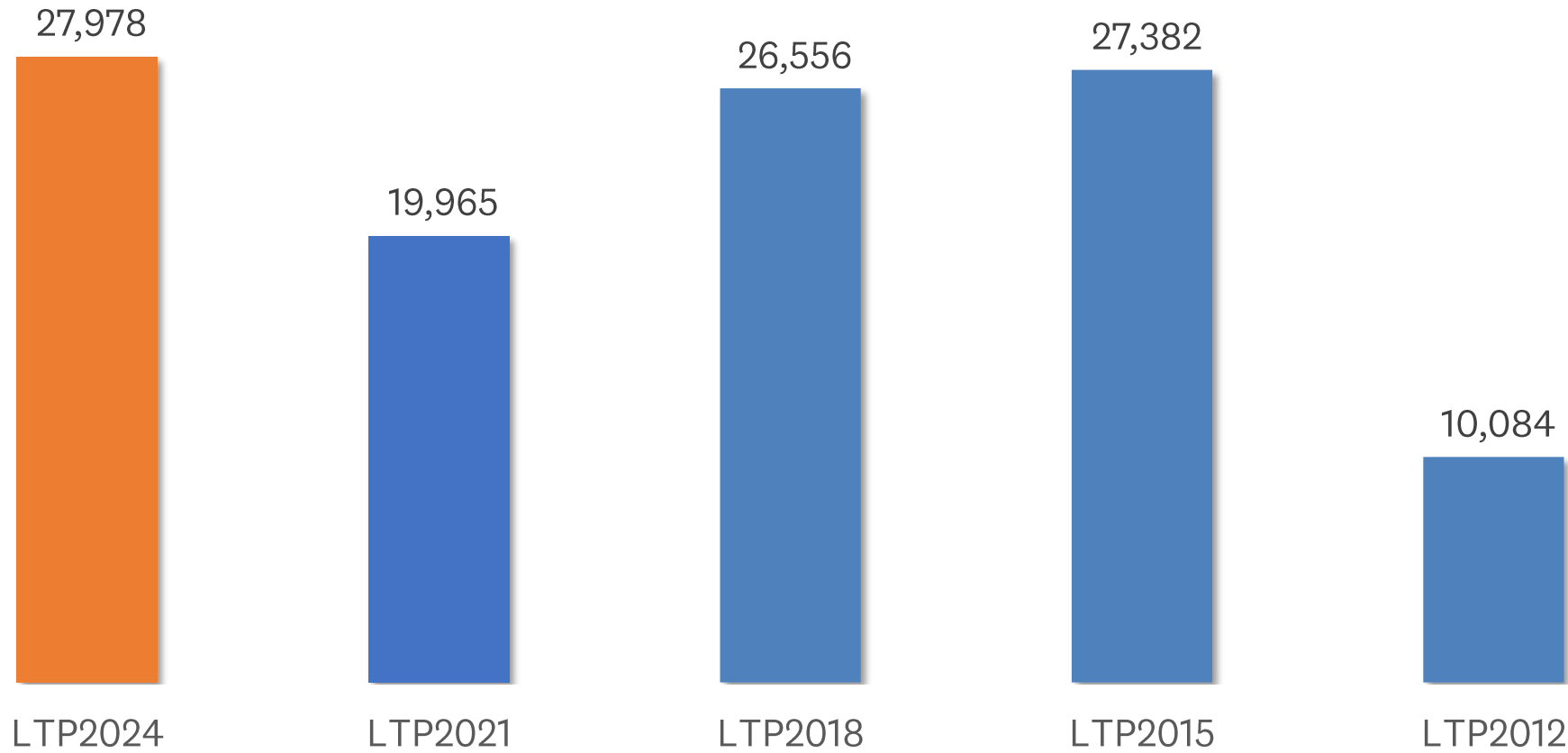
Information stalls at:

- Waitangi Day in Manukau Sports Bowl and Hoani Waititi Marae
- Pasifika
- Polyfest
- Iwi Māori “Have Your Say Event” Thursday 21 March 12 groups presented including 3 rangatahi roopu
- Western Local Board LTP engagement at Hoani Waititi



# Most submissions ever for a long-term plan

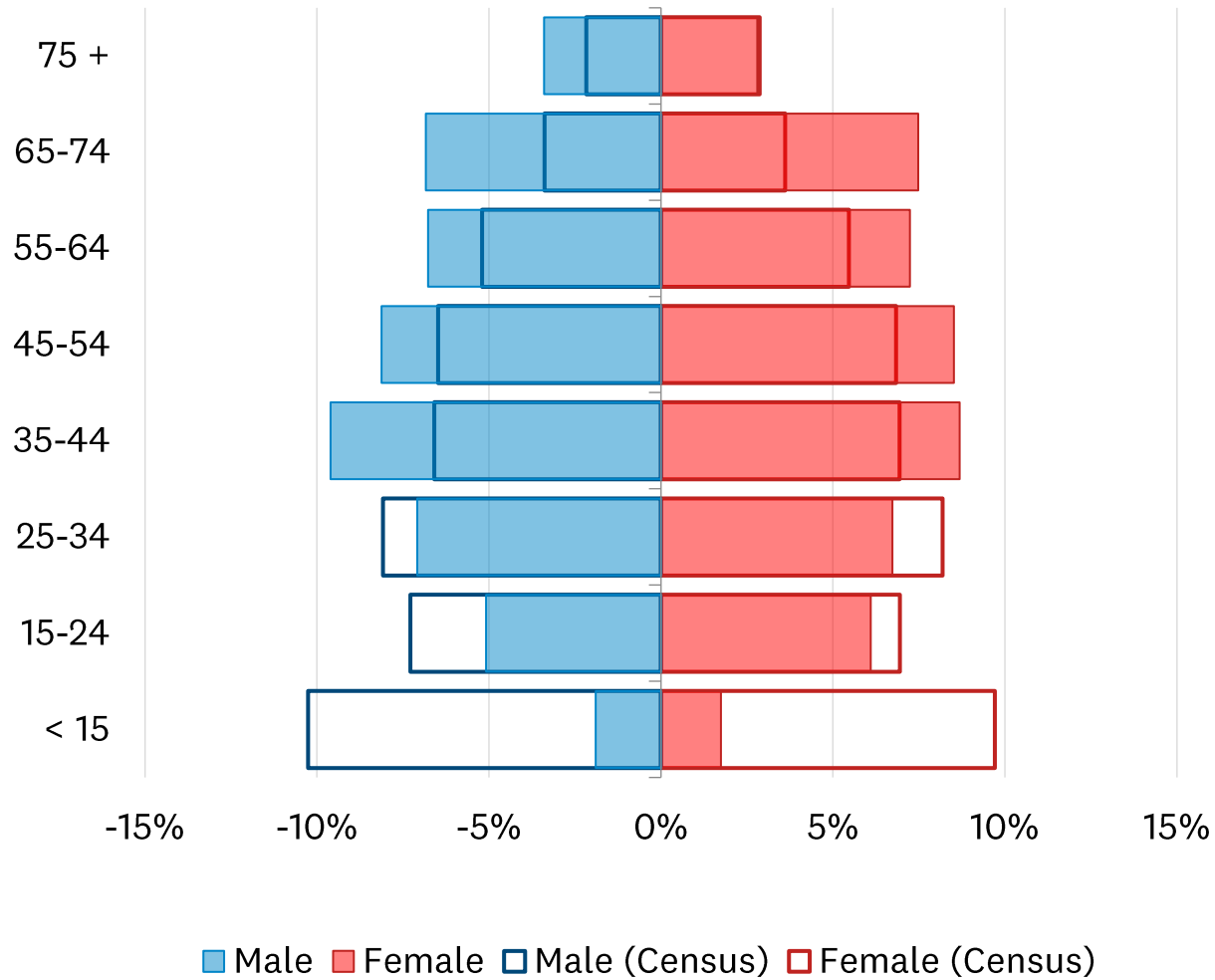
More accurate figure,  
new this year\*



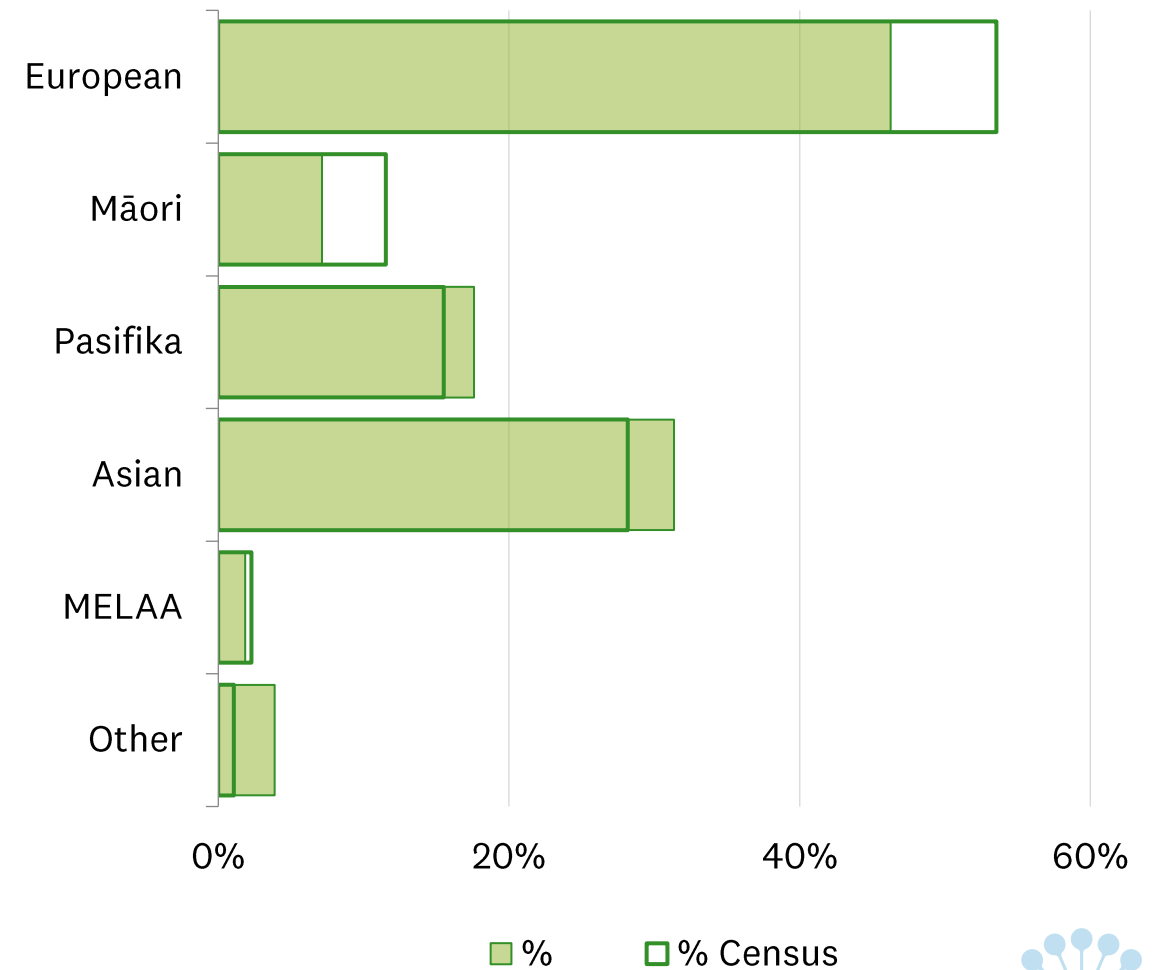
\* Previously, each piece of anonymous in-person feedback (such as post-it notes at events) has been counted as one piece of feedback. The total pieces of feedback could therefore exceed the number of attendees at an event. Written submissions have been counted as one piece of feedback per submitter. For this consultation, the number of individuals giving feedback at an event was collected.



# We heard from a wide age range and ethnic groups



All feedback with age and male or female gender indicated = 17,843



All feedback with ethnicity indicated = 19,105

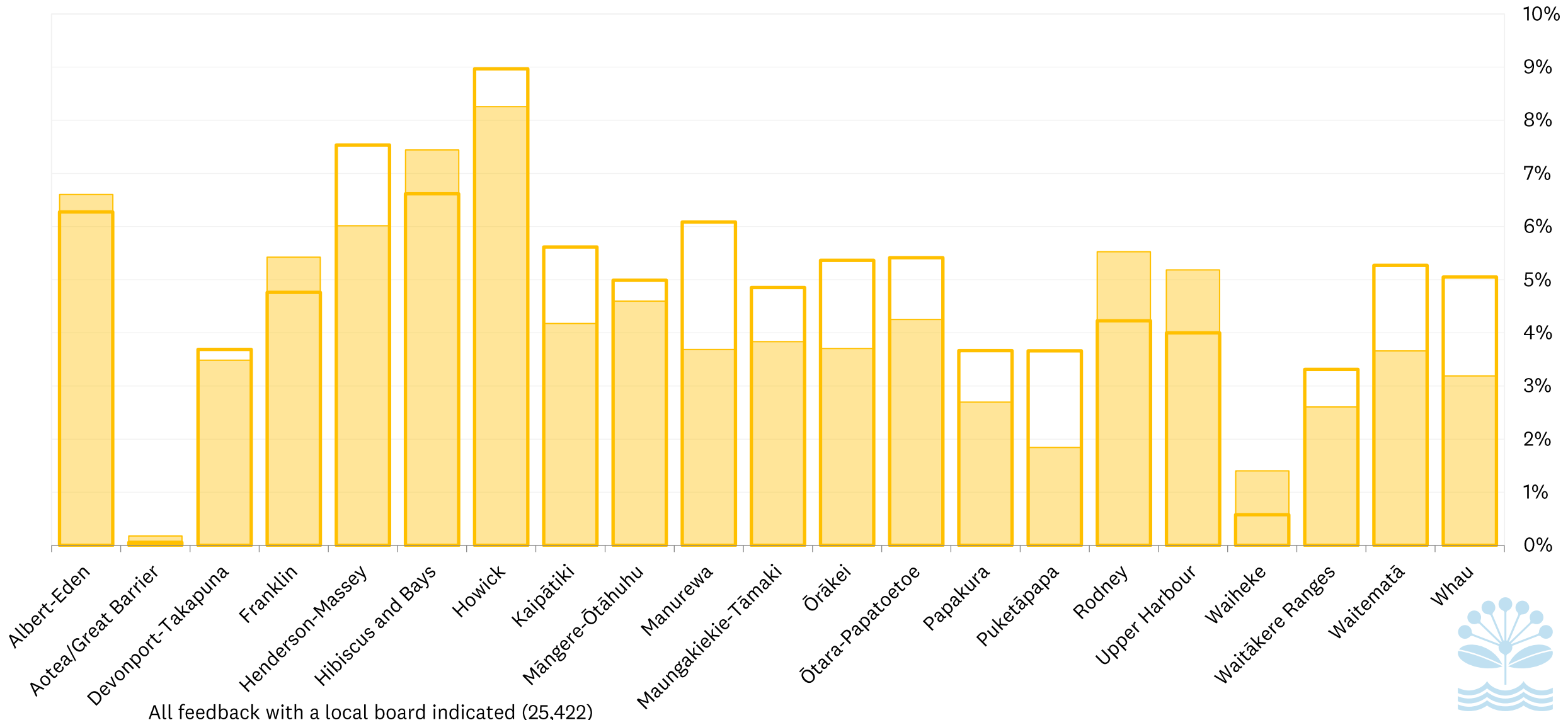




# Compared to Census, we heard less from Howick, West and South generally and more from North Auckland

■ % of total received

■ % of population



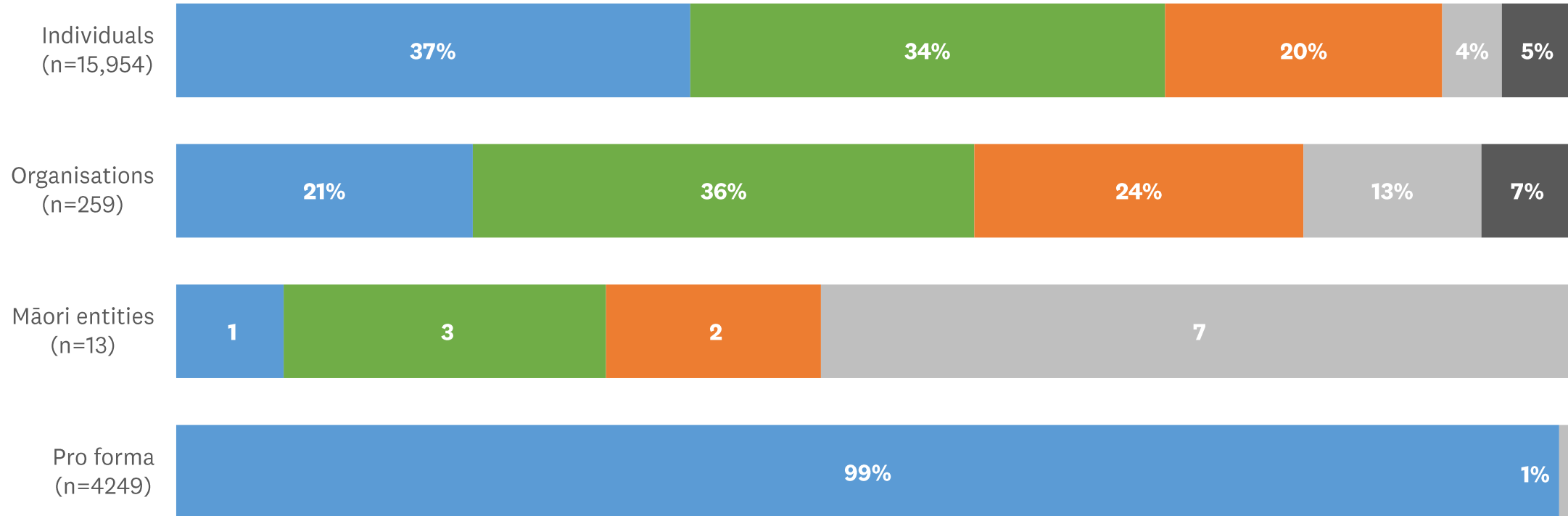
# Question 1a: Overall direction for the Long-term Plan

## Which option do you prefer for the overall direction for council's Long-term Plan?

- Do less (reduce council services / investment)**, lower rates increases and less debt
- Proceed** with the central proposal
- Do more (increase council services / investment)**, with higher rates increases and more debt
- Other
- I don't know



# Of individual submitters, 37% supported the 'do less' option, 34% the central proposal and 20% 'do more'



Counts not %

- Do less (reduce council services/ investment), with lower rates increases and debt
- Proceed with the central proposal
- Do more (increase council services/investment), with higher rates increases, and debt
- Other
- I don't know



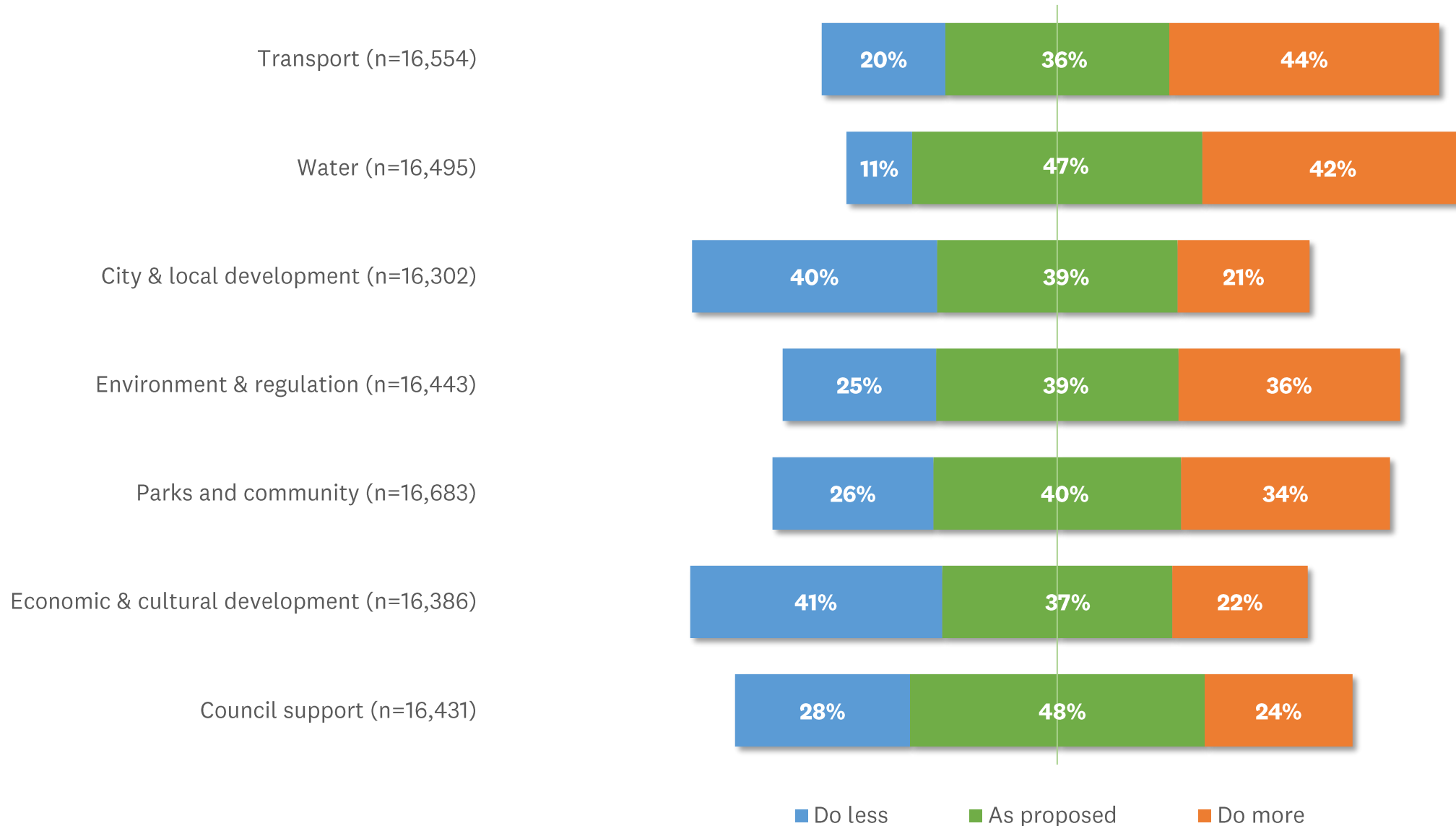
# Question 1b: What would you like Auckland Council to do more or less of?

(Note that while we can do less of some activities, we will still fund those things that we legally have to do)

	Do less	As proposed	Do more
<b>Transport:</b> Roads, public transport and safety improvement across the transport network			
<b>Water:</b> managing stormwater to minimise flooding and protect waterways			
<b>City and Local development:</b> Deliver urban regeneration and lead development of the city centre			
<b>Environment and regulation:</b> Protecting and restoring our natural environment			
<b>Parks and community:</b> A wide range of arts, sports, recreation, library and community services including a fair level of funding for local boards			
<b>Economic and cultural development:</b> Major events funding and economic development			
<b>Council support:</b> Supporting the delivery of services, enabling effective governance, emergency management and grants to regional amenities			



# The most common choice for transport was 'do more', for city & local development and economic & cultural development, it was 'do less'



# What individual submitters said they wanted council to **do more of**

Four most common themes by response to the overall direction proposal ...

## Do less overall but do more of:

1. Find other savings / improve efficiency
2. Public transport services and infrastructure
3. Roads and footpaths

Among this group, financial hardship also a common theme

## Central proposal & do more of:

1. Public transport services and infrastructure
2. Roads and footpaths
3. Regional community services and places
4. Regional parks, sport and recreation

## Do more overall and more of:

1. Public transport services and infrastructure
2. Walking and cycling improvements
3. Climate change preparedness
4. Regional community services and places

49% of individual submitters on this question commented



# What individual submitters said they wanted council to do less of

Four most common themes by response to the overall direction proposal ...

## Do less overall & do less of:

1. Wasteful spending / inefficiency
2. Walking and cycling improvements
3. Regional arts, culture and events
4. Public transport services / infrastructure

## Central proposal & do less of:

1. Wasteful spending and inefficiency
2. Regional arts, culture and events
3. Walking and cycling improvements
4. Transport safety

## Do more overall but do less of:

1. Roads and footpaths
2. Wasteful spending and inefficiency
3. Regional planning (spatial and infrastructure)
4. Regional arts, culture and events

46% of individual submitters on this question commented



# Individual submitters who responded 'Other' or 'I don't know': what they wanted council to **do more** or **less of**

Four most common themes ...

## Do more of:

1. Public transport services / infrastructure
2. Find other savings / improve efficiency
3. Walking and cycling improvements
4. Regional community places and services

48% of individual submitters on Q1a commented on this question

## Do less of:

1. Wasteful spending and inefficiency
2. Roads and footpaths
3. Regional arts, culture and events

Among this group, general financial feedback was a common theme (e.g. no rates increase, lower rates increase, implement a capital gains tax)

47% of individual submitters on Q1a commented on this question





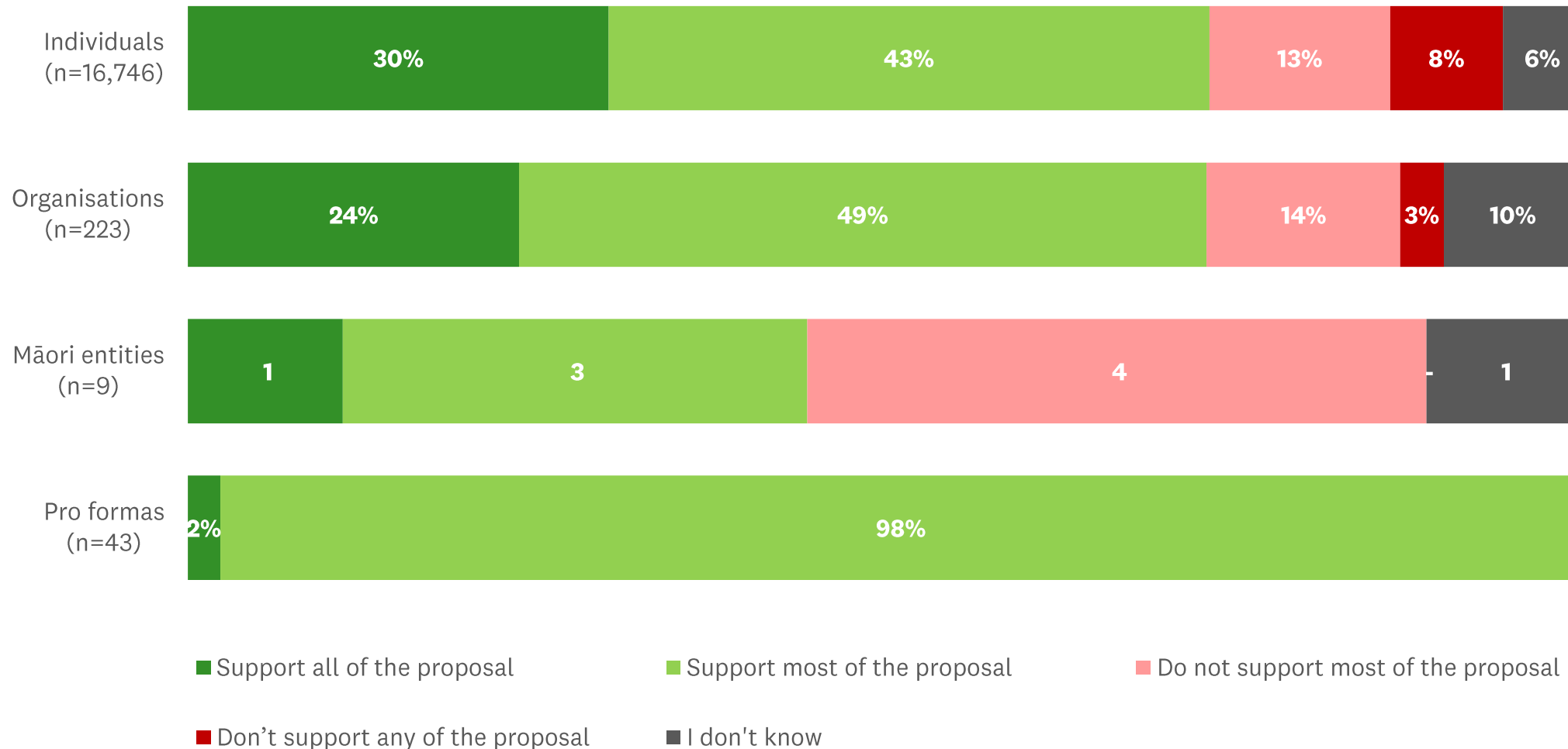
## Question 2: Transport Plan

### What do you think of the transport proposal?

- Support all of the proposal
- Support most of the proposal
- Do not support most of the proposal
- Don't support any of the proposal
- I don't know



# Almost three quarters of individual and organisational submitters support all or most of the transport proposal



# Tell us why (individuals)

Four most common themes by support (most or all) and do not support (most or any)

## Support

1. Generally support without clear reason
2. Improve public transport services and efficiency
3. Generally supportive of public transport
4. Generally supportive of active transport

## Do not support

1. Improve public transport services and efficiency
2. Dissatisfied with Auckland Transport
3. Generally supportive of active transport
4. Generally do not support, without clear reason

56% of individual submitters on this question commented



# Is there anything you would spend more on? (individuals)

Four most common themes by support for transport proposal ...

## Support

1. Public transport services and infrastructure
2. Walking and cycling improvements
3. Roads and footpaths
4. Transport safety

## Do not support

1. Public transport services / infrastructure
2. Roads and footpaths
3. Walking and cycling improvements

Comments around reducing spending / no more spending was also a common theme

42% of individual submitters on this question commented



# Is there anything you would spend less on? (individuals)

Four most common themes by support for transport proposal ...

## Support

1. Walking and cycling improvements
2. Roads and footpaths
3. Raised pedestrian crossings
4. Public transport services / infrastructure

## Do not support

1. Walking and cycling improvements
2. Wasteful spending / inefficiency
3. Public transport services / infrastructure
4. Roads and footpaths

37% of  
individual  
submitters on  
this question  
commented



# Question 3: North Harbour stadium

## Which options do you support for the North Harbour Stadium

- Keep** the stadium as it is
- Consider redeveloping** the stadium precinct
- Change the **operational management**
- Other
- I don't know

Tell us why:

---

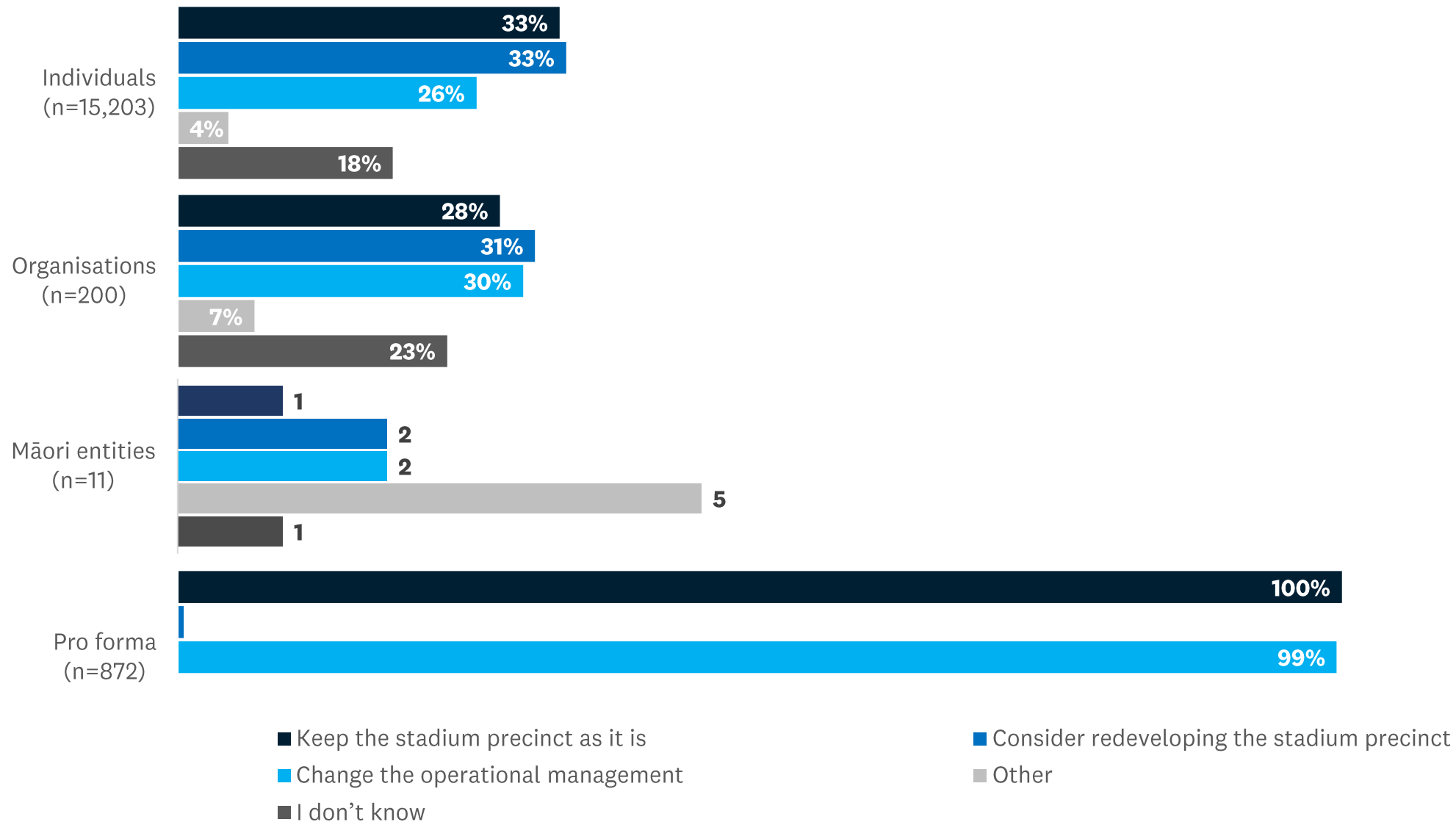
---

---

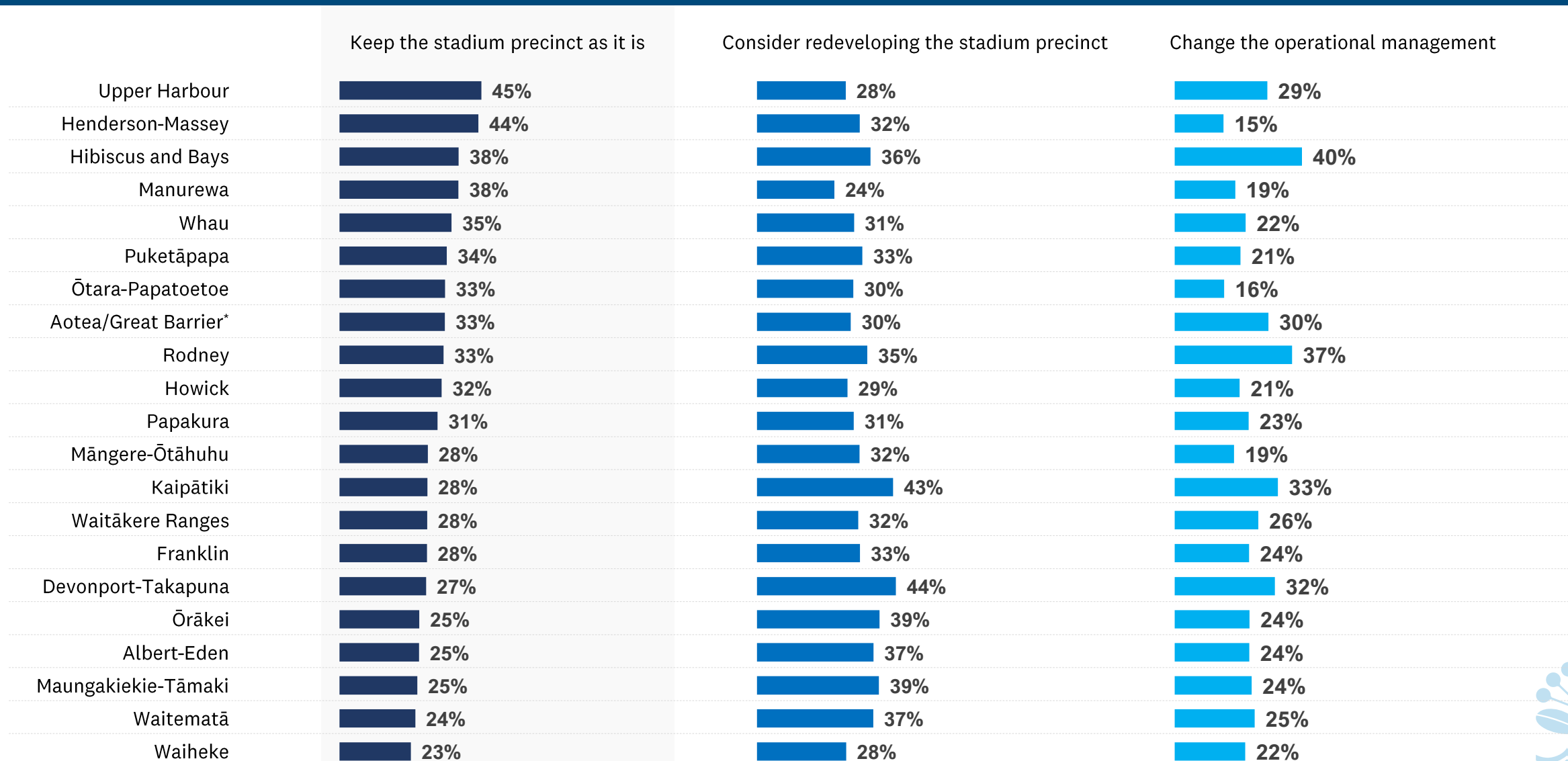
---



# Of individual submitters, one third selected 'keep the stadium as is' and one third 'consider redeveloping ..'. A quarter selected change the management.



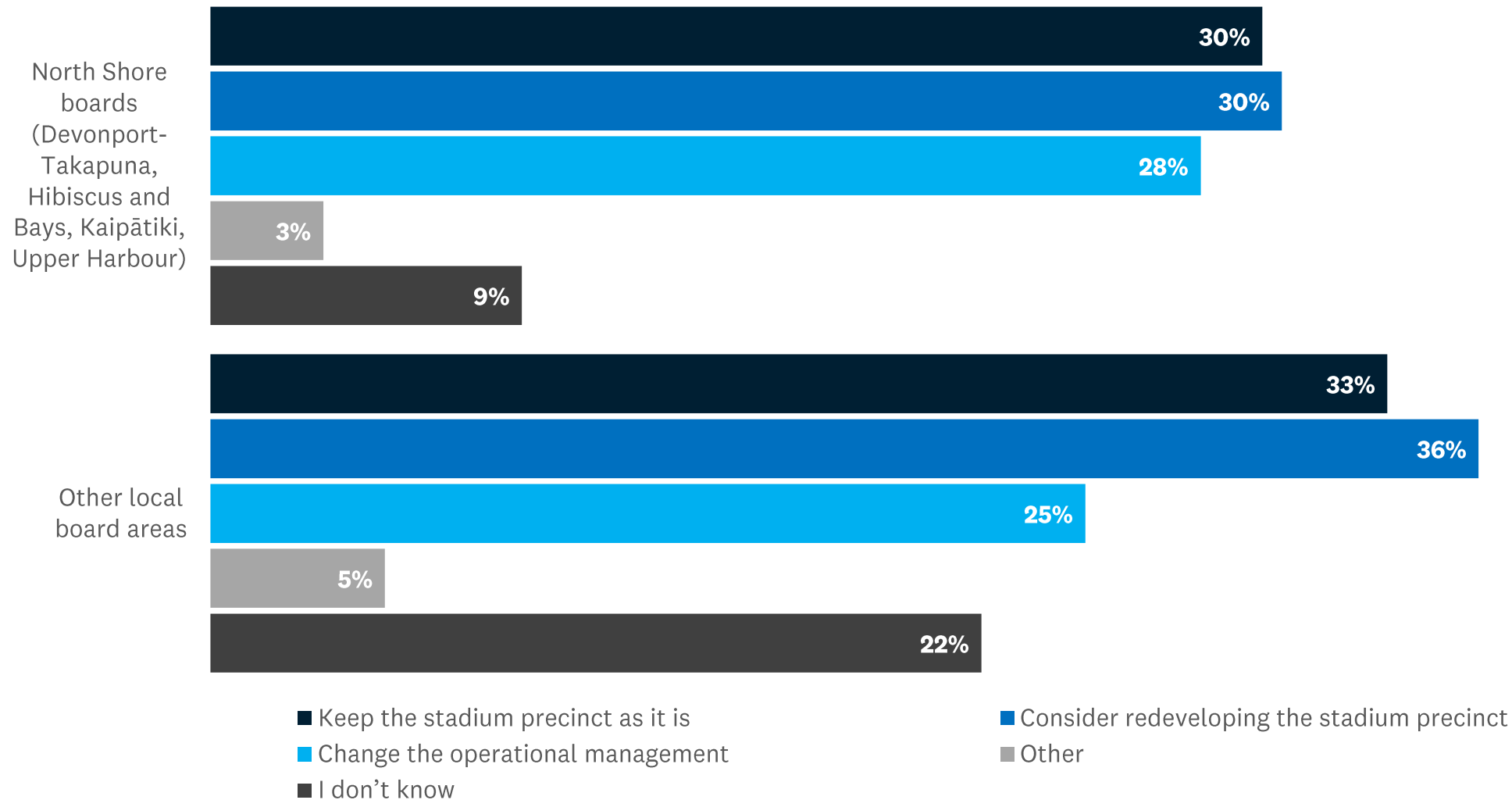
# Q3 North Harbour stadium by local board (individuals)



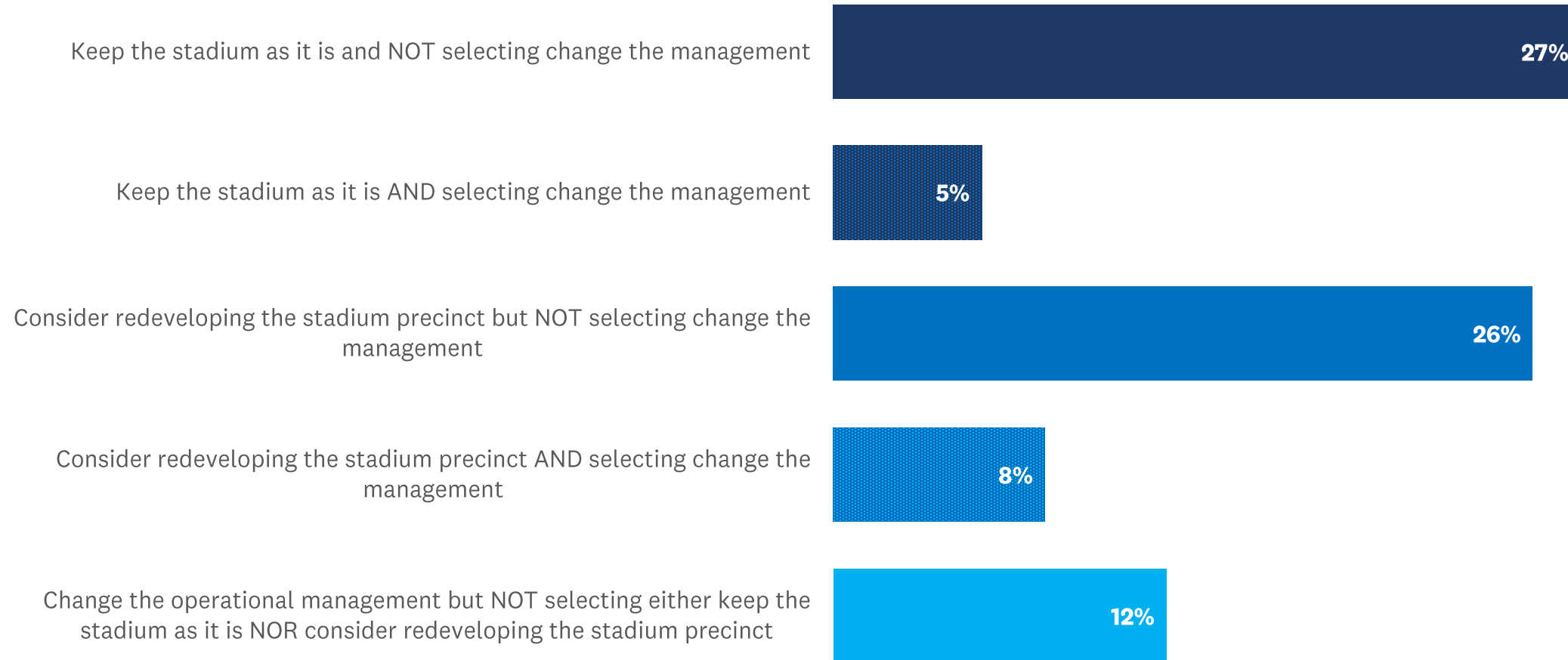
\* Small base size for Aotea / Great Barrier (n=27)



# Q3 North Harbour stadium by North Shore local boards and all others (individuals)



# Submitters could choose more than one option but most individuals chose one. Of possible combinations, 'consider redeveloping' & 'change the operational management' was most common.



# Tell us why (individuals)

## Four most common themes by North Harbour stadium option

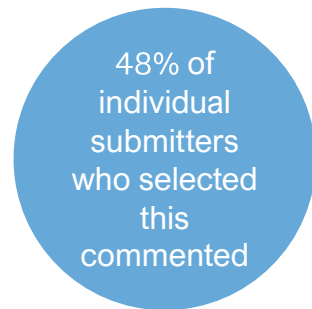
### Keep stadium precinct

1. North Harbour / community needs the stadium
2. Increase usage / attract more events
3. Not worth the investment
4. Mismanaged / management could be improved



### Consider redevelopment

1. Underutilised
2. Increase usage / attract more events
3. Alternative use for the land (specific)
4. North Harbour / community needs the stadium



### Change operational management

1. Mismanaged / management could be improved
2. Increase usage / attract more events
3. North Harbour / community needs the stadium
4. Underutilised



### Don't know / Other

1. Don't know
2. Sell the stadium
3. Alternative use for stadium land (specific)
4. Not worth the investment



## Question 4a: Auckland Future Fund

**What is your preference on the proposal to establish an Auckland Future Fund and transfer Auckland Council's shareholding in Auckland International Airport Limited (AIAL) into this fund (enabling the shares to be sold)?**

- Proceed** with the proposal
- Don't** proceed with establishing an Auckland Future Fund and transferring AIAL shareholding
- Other
- Don't know

Tell us why:

---

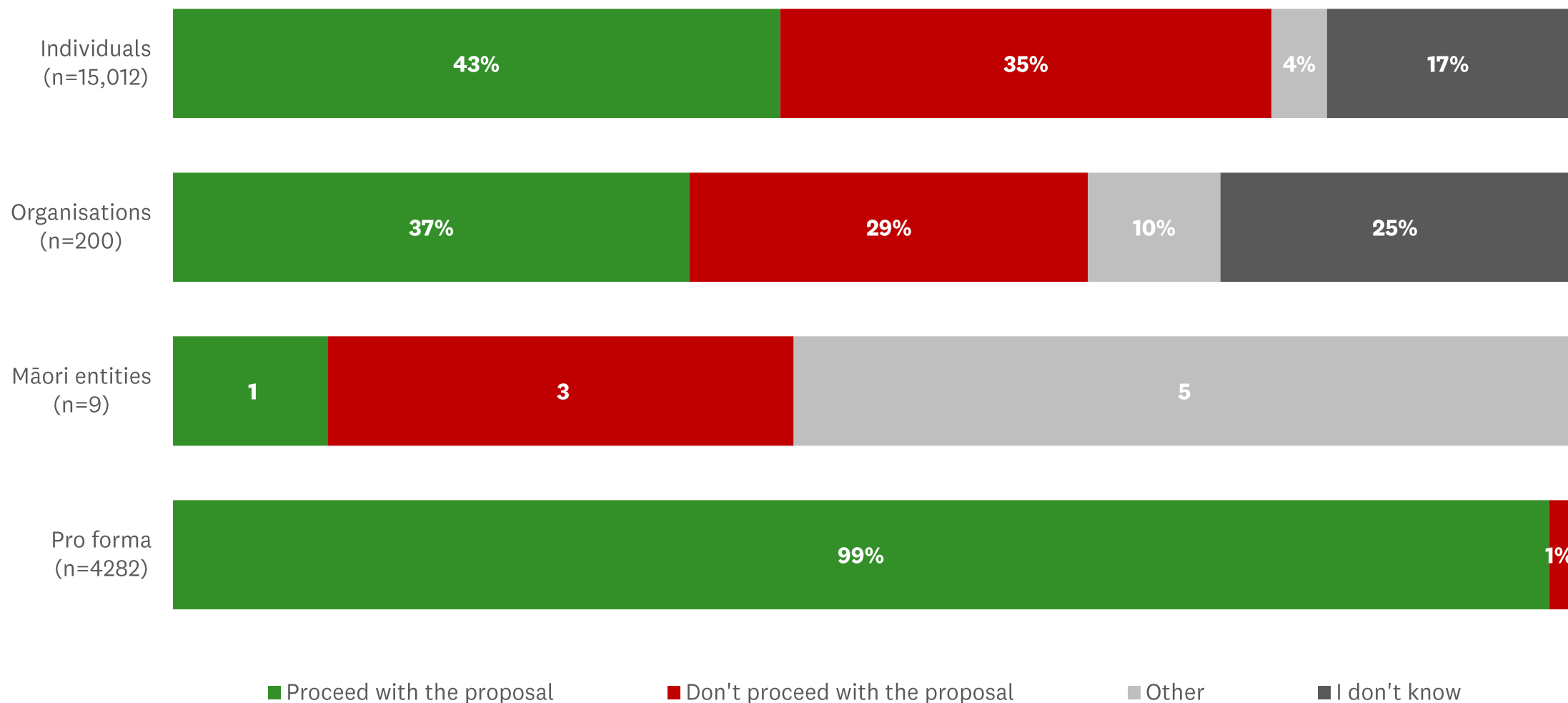
---

---

---



# The most common choice for the Auckland Future Fund proposal was 'proceed', except for Iwi



# Tell us why (individuals)

Four most common themes by ...

## Proceed

1. Generally support without a clear reason
2. Sell assets
3. Financial benefits
4. Diversify investments / reduce risk

## Don't proceed

1. Don't sell assets
2. Council to maintain control/influence
3. Concern about investment risk
4. Generally do not support without a clear reason

## Other / I don't know

1. Don't know
2. Don't sell assets
3. Have clear rules / restrictions
4. Sell assets

Māori entities that responded 'don't proceed' were mana whenua who felt the shareholding would lead to better returns in the long run

39% of individual submitters on this question commented



# Question 4b: Future of Port of Auckland

## Which option do you prefer for the future of Port of Auckland?

- Retain underlying council ownership of port land and wharves, and **continue council group operation of the port** (through Port of Auckland Limited), and implement the plan to deliver profitability and more dividends to council
- Retain underlying council ownership of port land and wharves, and **lease the operation of the port** for a period of about 35 years and use the upfront payment from the lease to invest in the proposed Auckland Future Fund
- Other
- Don't know

Tell us why:

---

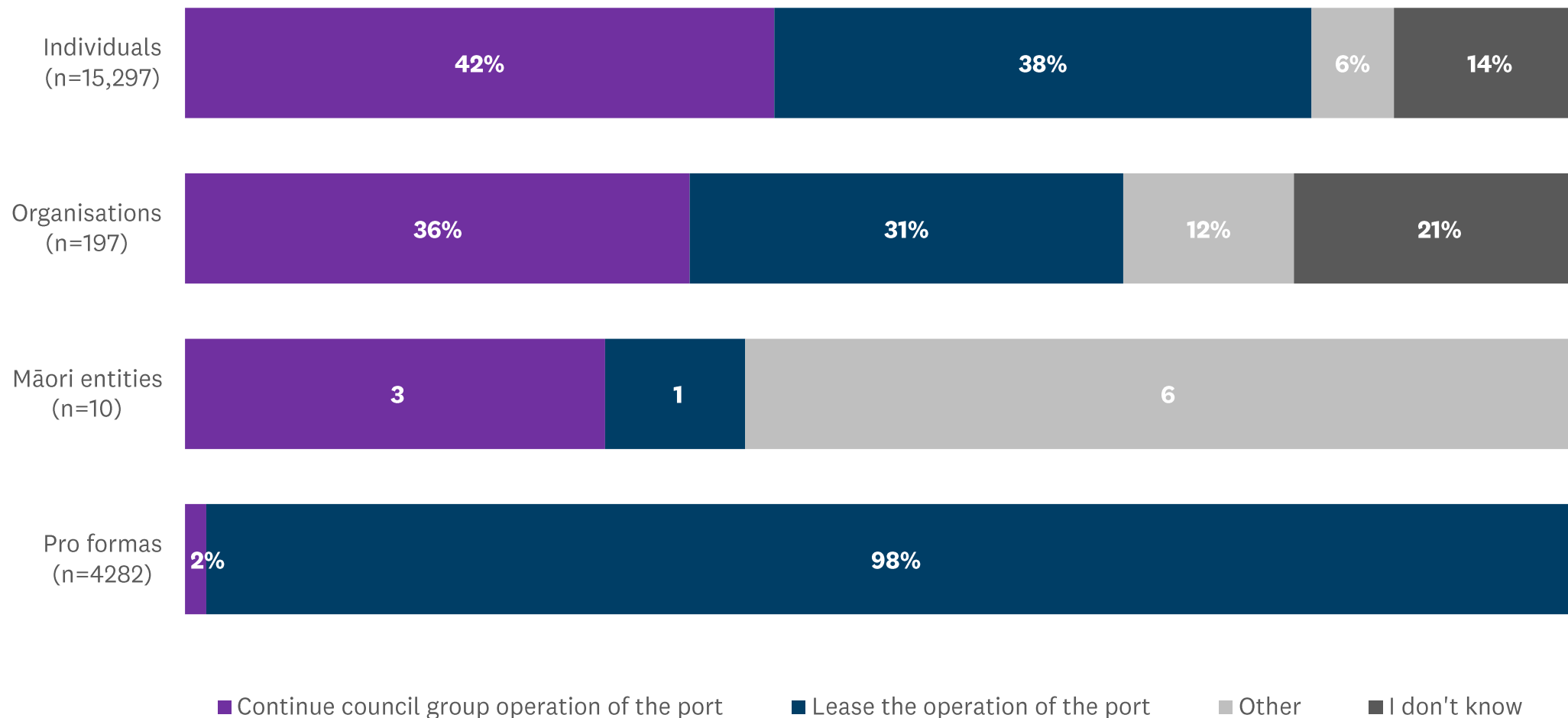
---

---

---



# Individuals and organisations were both divided on the future of the port





# Tell us why (individuals)

Four most common themes by ...

## Council operation

1. Don't lease out the port
2. Council to maintain control / influence
3. Don't sell assets
4. Not worth the investment

## Lease operation

1. Lease the port
2. Financial benefits
3. Manage better
4. Generally support, without a clear reason

## Other / I don't know

1. Relocate the port
2. Don't know
3. Sell assets
4. Lease the port

37% of individual submitters on this question commented



## Question 4: Major investments

**If the council group continues to operate the Port of Auckland how would you prefer the profits and dividends to be used?**

- Continue** to use it to fund council services
- Invest** in the proposed Auckland Future Fund
- Other
- Don't know

Tell us why:

---

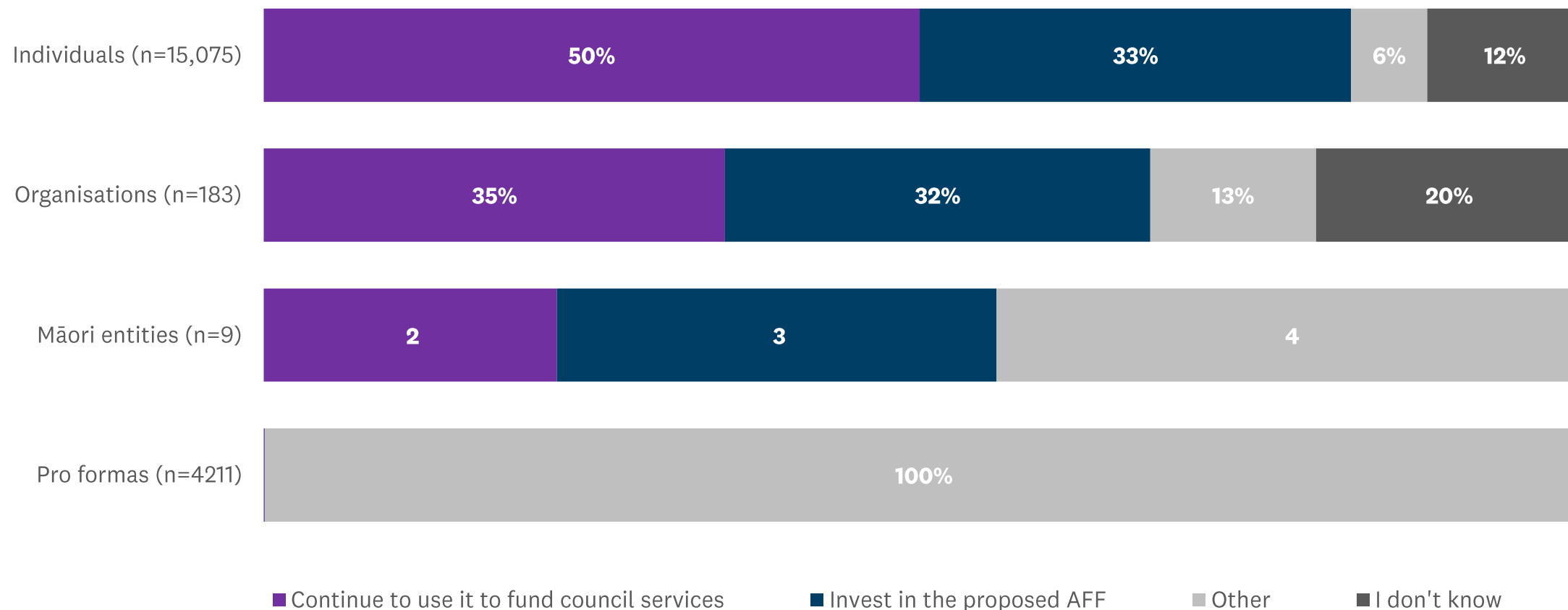
---

---

---



# Half of individuals selected 'Continue ... to fund council services'. Organisations were more divided.



# Tell us why (individuals)

Four most common themes by ...

## Fund council service

1. Generally support, without a clear reason
2. Will benefit ratepayers
3. AFF profits to benefit ratepayers
4. Stick to core services

## Invest in proposed AFF

1. Generally support, without a clear reason
2. Financial benefits
3. AFF profits to fund infrastructure
4. Diversify investments / reduce risk

## Other / I don't know

1. Balanced approach / both
2. Don't know
3. Reduce debt
4. Will benefit ratepayers

27% of individual submitters on this question commented



## Question 4: Major investments

**Do you have any feedback on any other part of the proposal?**

Tell us here:

---

---

---

---



# Question 4: Major investments – Do you have any feedback on any other part of the proposal? (individuals)

## Common themes

1. Don't sell assets
2. Generally do not support, without a clear reason
3. General financial feedback (e.g. no rates increase, lower rates increase, implement a capital gains tax)
4. Have clear rules, restrictions
5. General dissatisfaction with Council
6. Find other savings / improve efficiency
7. Support self-insurance
8. Generally support, without a clear reason

10% of all individual submitters (to any question) comment in this question



# Question 5: Port land

## What option do you prefer for Captain Cook and Marsden wharves?

- Proceed** with the proposal to transfer Captain Cook and Marsden wharves from the port to Auckland Council so they can be used for something else that provides public benefit
- No change** – leave Captain Cook and Marsden wharves to be managed as part of the port operations
- Other
- Don't know

Tell us why:

---

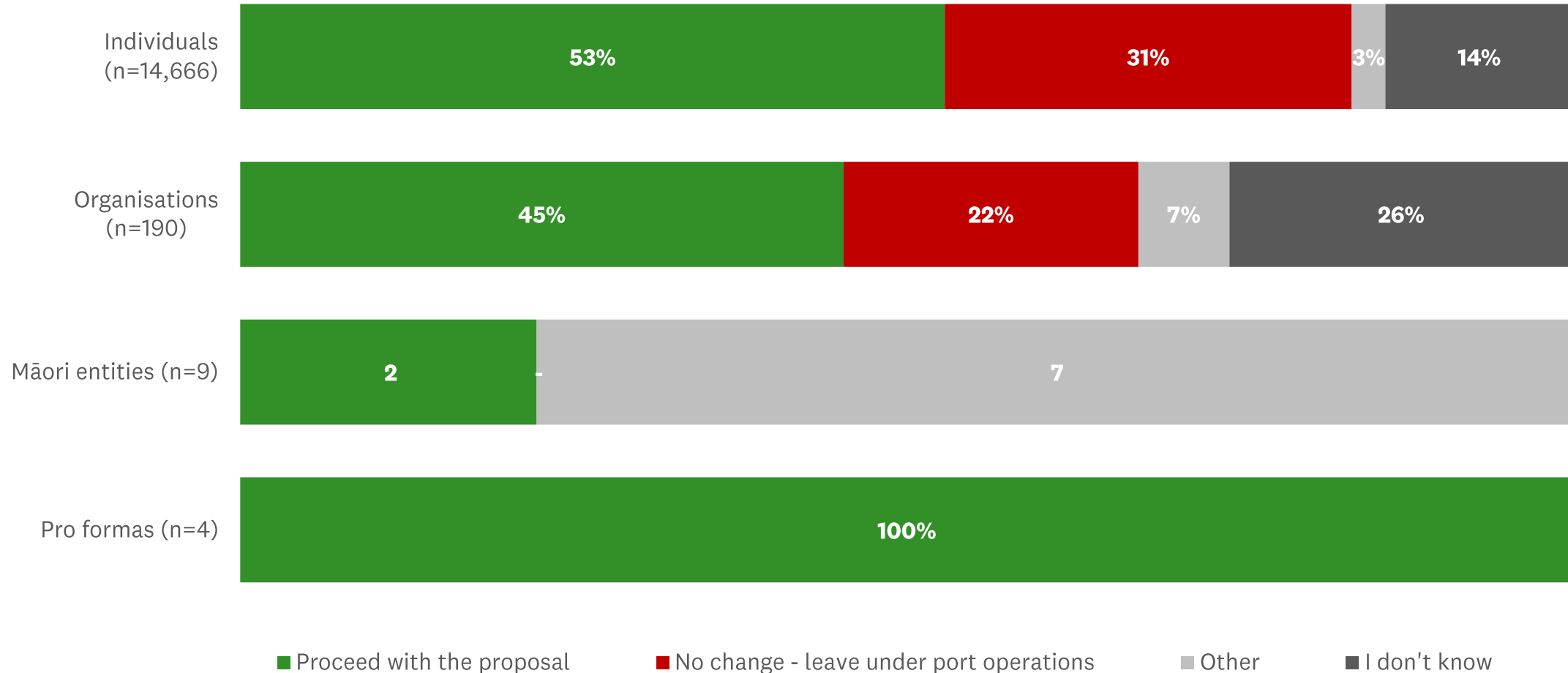
---

---

---



# Most feedback supported the proposal to transfer the wharves





# Tell us why (individuals)

Four most common themes by ...

## Proceed

1. Provides for better public benefit / use
2. Generally support, without a clear reason
3. Relocate the port
4. Destination / tourism promotion

## No change

1. Ports of Auckland provides an essential service
2. Will not provide public benefit / enough benefit
3. Generally do not support, without a clear reason
4. Concerned about cost of development

## Other / I don't know

1. Don't know / no opinion
2. Depends on use – need to know more
3. Needs to provide better public benefit
4. Sell assets

29% of individual submitters on this question commented



# Question 5: Port land

## What option do you prefer for Bledisloe Terminal?

- Keep** Bledisloe Terminal as a Port of Auckland operation area
- Transfer** Bledisloe Terminal **to council** to be used for something else, that provides public benefit, within 15 years
- Other
- Don't know

Tell us why:

---

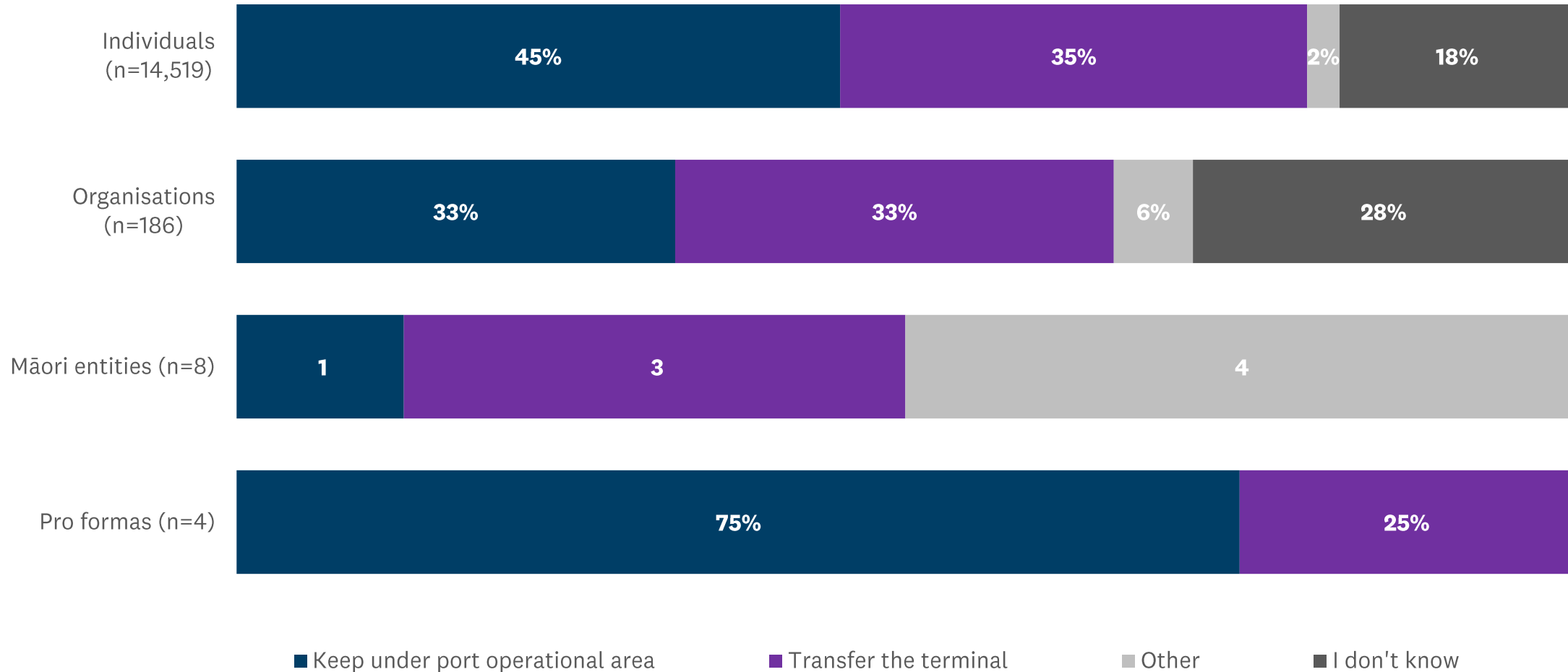
---

---

---



# Fewer individuals supported the transfer of Bledisloe



# Tell us why (individuals)

Four most common themes by ...

## Keep as PoA operation area

1. Ports of Auckland provides an essential service
2. Will not provide public benefit
3. Generally support, without a clear reason
4. Concerned about public disruption from development

## Transfer for public benefit

1. Provides for better public benefit / use
2. Relocate the port
3. Generally support, without a clear reason
4. Any alternative needs to generate income

## Other / I don't know

1. Don't know
2. Depends on use / need more information
3. Sell assets
4. Ports of Auckland provides an essential service

40% of individual submitters on this question commented



# Sharing consultation feedback

Report and presentation  
published online today

Individuals submissions  
(organised by local board)  
available



# Appendix



# Question 6: Other rates, fees and charges

## Changes to other rates, fees and charges

► For more information on this proposal, read Part nine of the consultation document.

We are also proposing some changes to business rates, targeted rates, fees and charges.

### 6a. What do you think of these proposals?

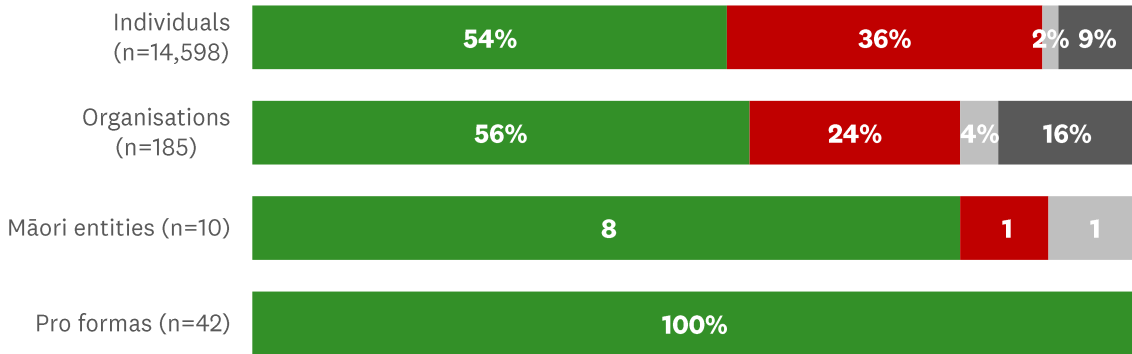
	Support	Do not support	Other	I don't know
Resume the <b>Natural Environment Targeted Rate (NETR)</b> and extend it to 2034/2035 so we can continue to invest in the protection of native ecosystems and species. This increases rates for the average value residential property by around \$20.04 and \$152.71 for the average value business property.	<input type="checkbox"/>	<input type="checkbox"/>	<input type="checkbox"/>	<input type="checkbox"/>
Resume the <b>Water Quality Targeted Rate (WQTR)</b> and extend it to 2034/2035 at a level to only cover the annual programme operating and interest costs. This ensures that we can continue to fund the water quality improvements in harbours and streams across the region, at a lower amount for next year than previously planned. This reduces this rate from what was previously planned for the average value residential property by around \$6.53 and \$17.10 for the average value business property.	<input type="checkbox"/>	<input type="checkbox"/>	<input type="checkbox"/>	<input type="checkbox"/>
Broaden the description of bus services funded by the <b>Climate Action Transport Targeted Rate (CATTR)</b> to reduce the need to consult each year for minor changes to the bus programme (any changes to the settings of the CATTR would still require consultation).	<input type="checkbox"/>	<input type="checkbox"/>	<input type="checkbox"/>	<input type="checkbox"/>
Discontinue the <b>Long Term Differential Strategy</b> which gradually lowers the share of general rates paid by businesses and raises the share paid by other ratepayers. We also propose to raise the share businesses pay of the NETR, WQTR, and CATTR to align to the general rate.	<input type="checkbox"/>	<input type="checkbox"/>	<input type="checkbox"/>	<input type="checkbox"/>
Re-introduce <b>recycling charges for schools</b> .	<input type="checkbox"/>	<input type="checkbox"/>	<input type="checkbox"/>	<input type="checkbox"/>
Continue the planned roll out of <b>rates funded refuse collection</b> to the North Shore, Waitākere and Papakura in 2024/2025, and Franklin and Rodney in 2025/2026, replacing the current pay as you throw service, and consequent rates change.	<input type="checkbox"/>	<input type="checkbox"/>	<input type="checkbox"/>	<input type="checkbox"/>
Introduce the <b>Franklin Local Board Paths Targeted Rate</b> of \$52 per SUIP (Separately Used or Inhabited Part) to provide increased investment in paths in the Franklin Local Board area.	<input type="checkbox"/>	<input type="checkbox"/>	<input type="checkbox"/>	<input type="checkbox"/>
Change the <b>Rodney Drainage Districts Targeted Rate</b> to reflect public feedback and updated analysis of the benefits to properties and boundaries.	<input type="checkbox"/>	<input type="checkbox"/>	<input type="checkbox"/>	<input type="checkbox"/>
Increase the <b>Waitākere Rural Sewerage Targeted Rate</b> from \$296.75 to \$336.80 (per year) for the 2024/2025, 2025/2026, and 2026/2027 years to maintain cost recovery in the three-year contract cycle, and avoid an annual subsidy of around \$117,000 from general rates, with the next cost review scheduled for the 2027/2028 year.	<input type="checkbox"/>	<input type="checkbox"/>	<input type="checkbox"/>	<input type="checkbox"/>

Nine specific questions on changes to rates, fees and charges

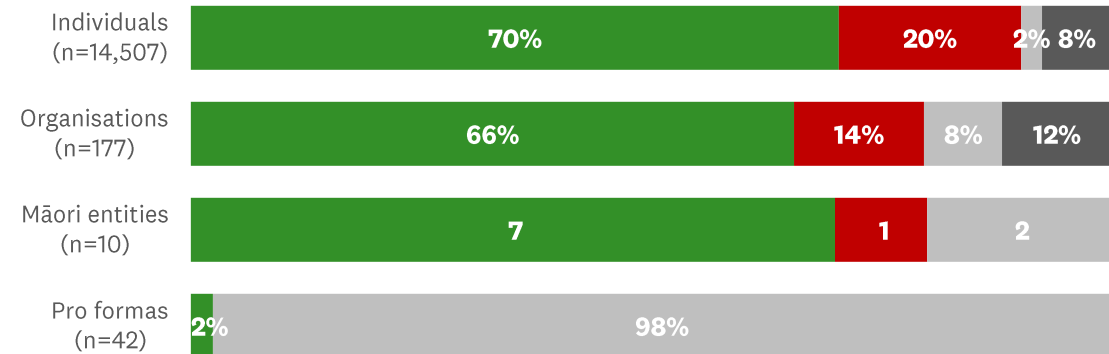


# Regional targeted rates: more supported than did not

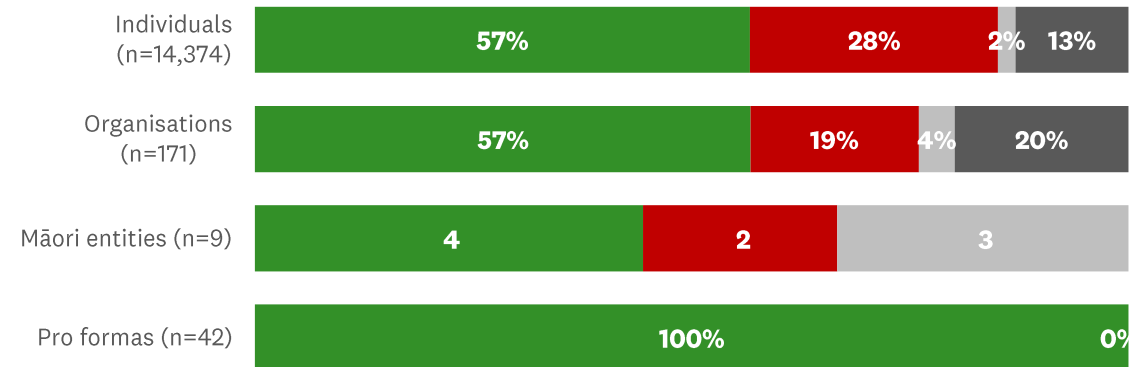
## Resume and extend the Natural Environment Targeted Rate (NETR)



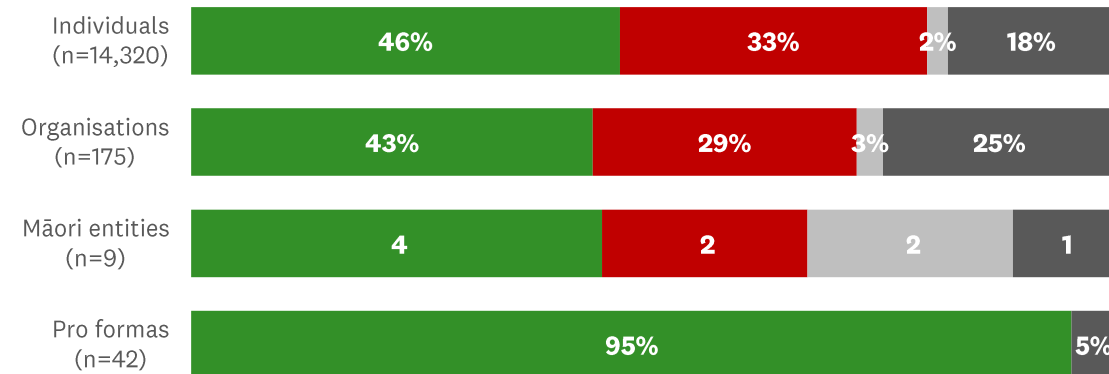
## Resume and extend the Water Quality Targeted Rate (WQTR)



## Broaden description of bus services funded by the Climate Action Transport Targeted Rate (CATTR)



## Discontinue the Long-Term Differential Strategy (LTDS)



■ Support

■ Do not support

■ Other

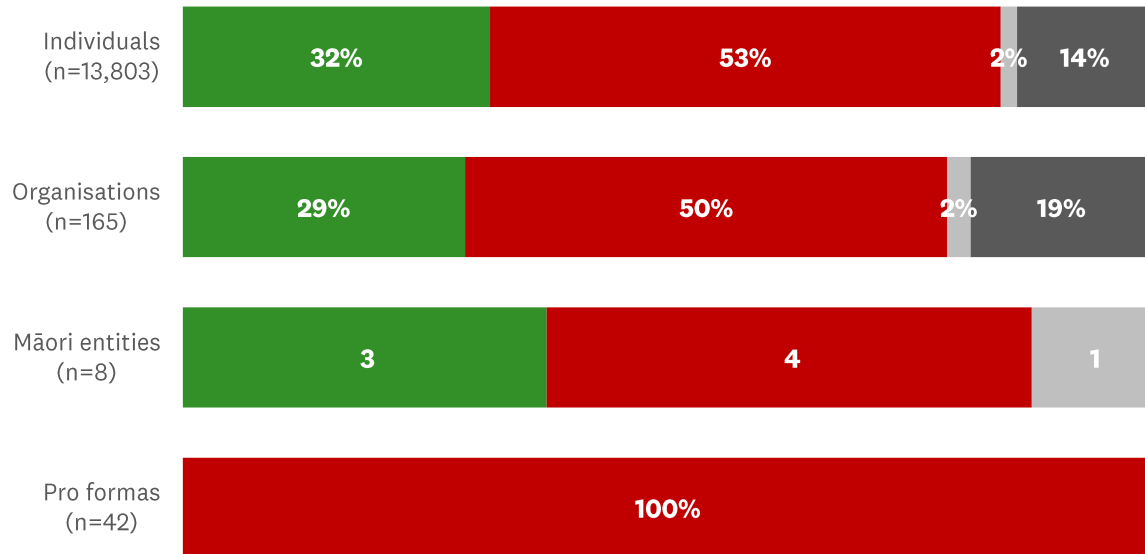
■ I don't know



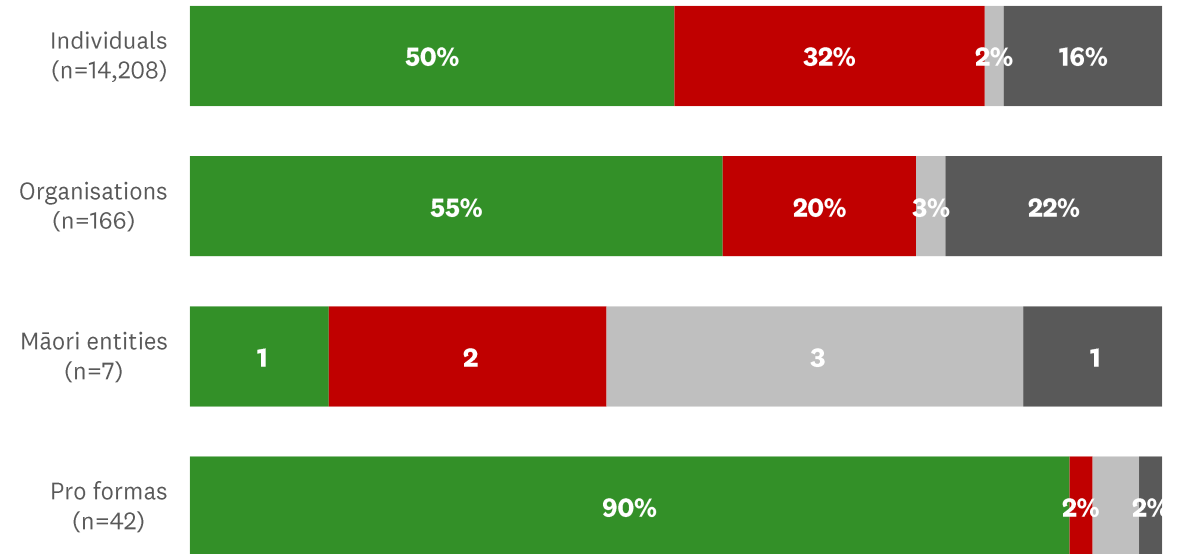


# Waste funding: roll out supported, charges to schools not supported

## Re-introduce recycling charges for schools



## Continue the planned roll out of rates funded refuse collection



■ Support

■ Do not support

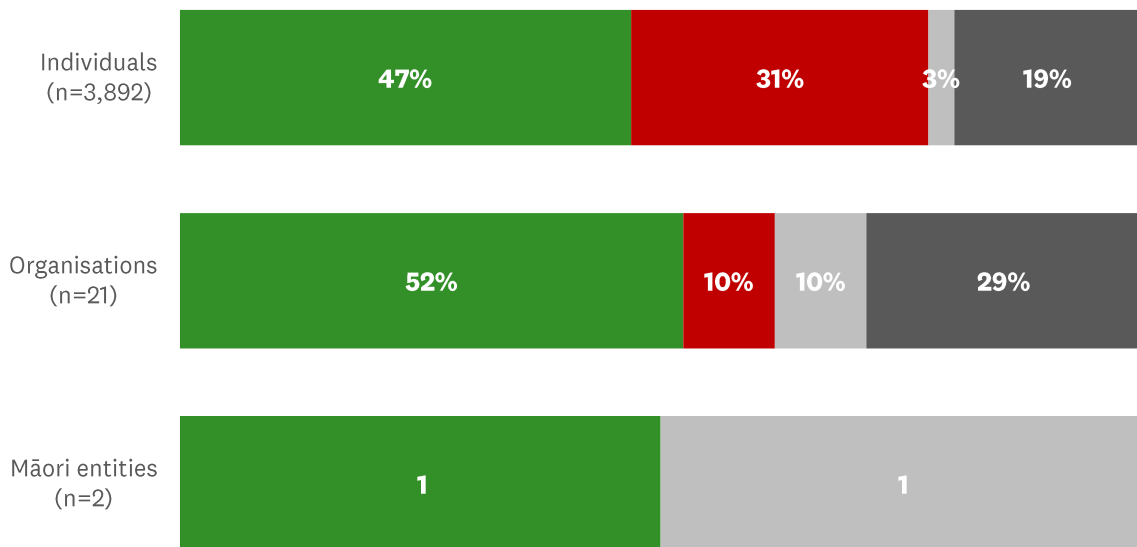
■ Other

■ I don't know

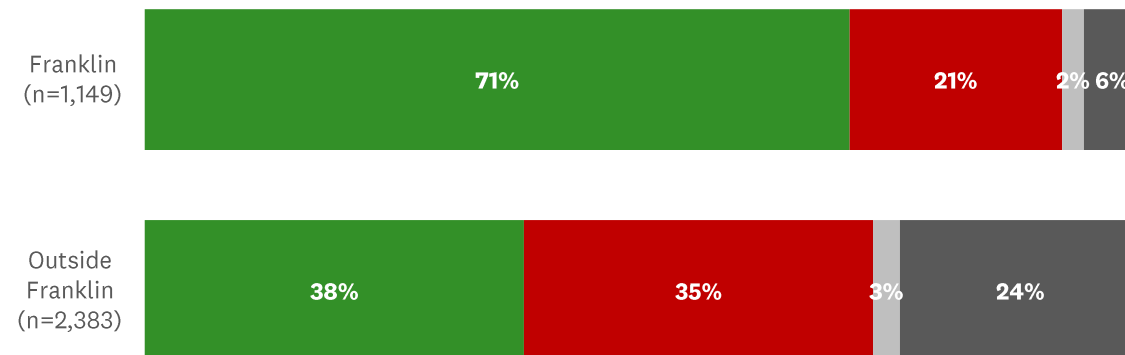


# Franklin Paths Targeted Rate: Franklin feedback more supportive

All feedback



By residence within or outside Franklin Local Board area (individuals)



Support

Do not support

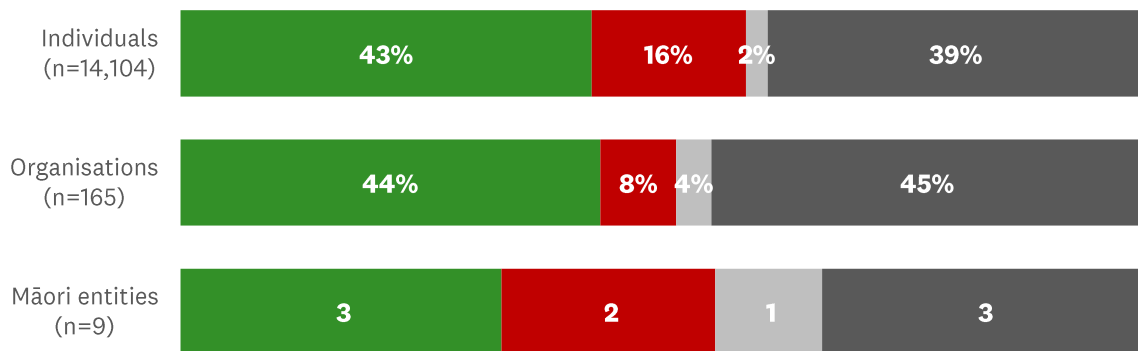
Other

I don't know

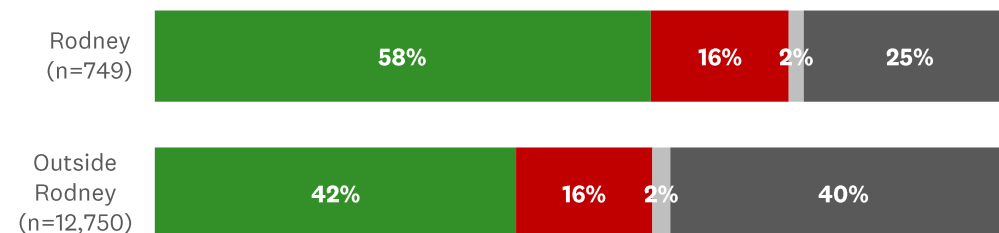


# Support for Rodney & Waitākere targeted rates, higher in Rodney than outside, inverse for Waitākere

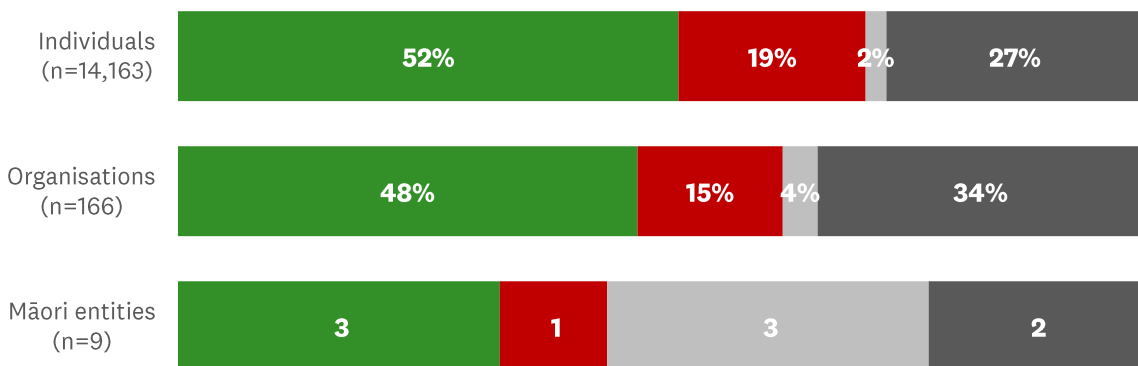
## Change the Rodney Drainage Districts Targeted Rate – all feedback



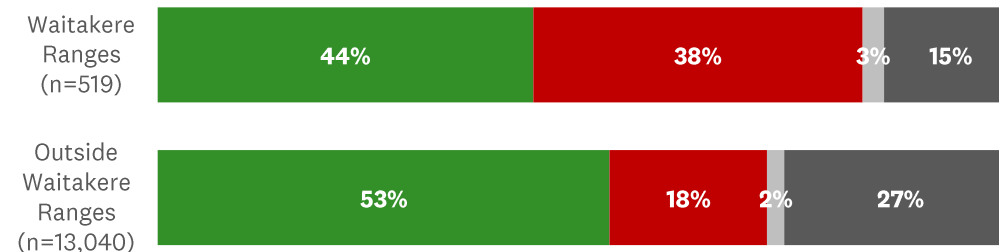
## By residence within or outside Rodney Local Board area (individuals)



## Increase the Waitākere Rural Sewerage Targeted Rate



## By residence within or outside Waitākere Local Board area (individuals)



■ Support

■ Do not support

■ Other

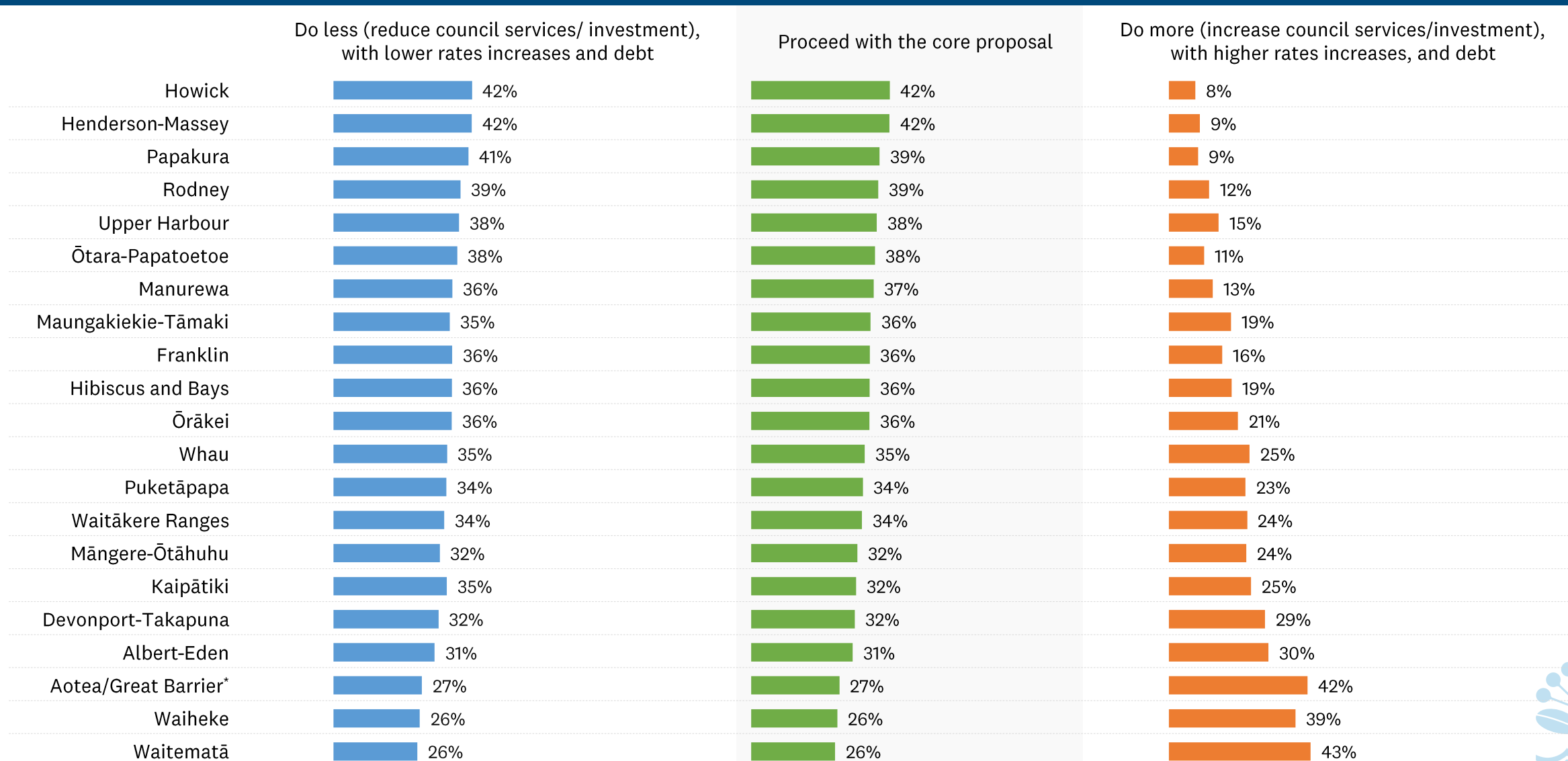
■ I don't know



**Additional results by  
Local Board of  
submitter**


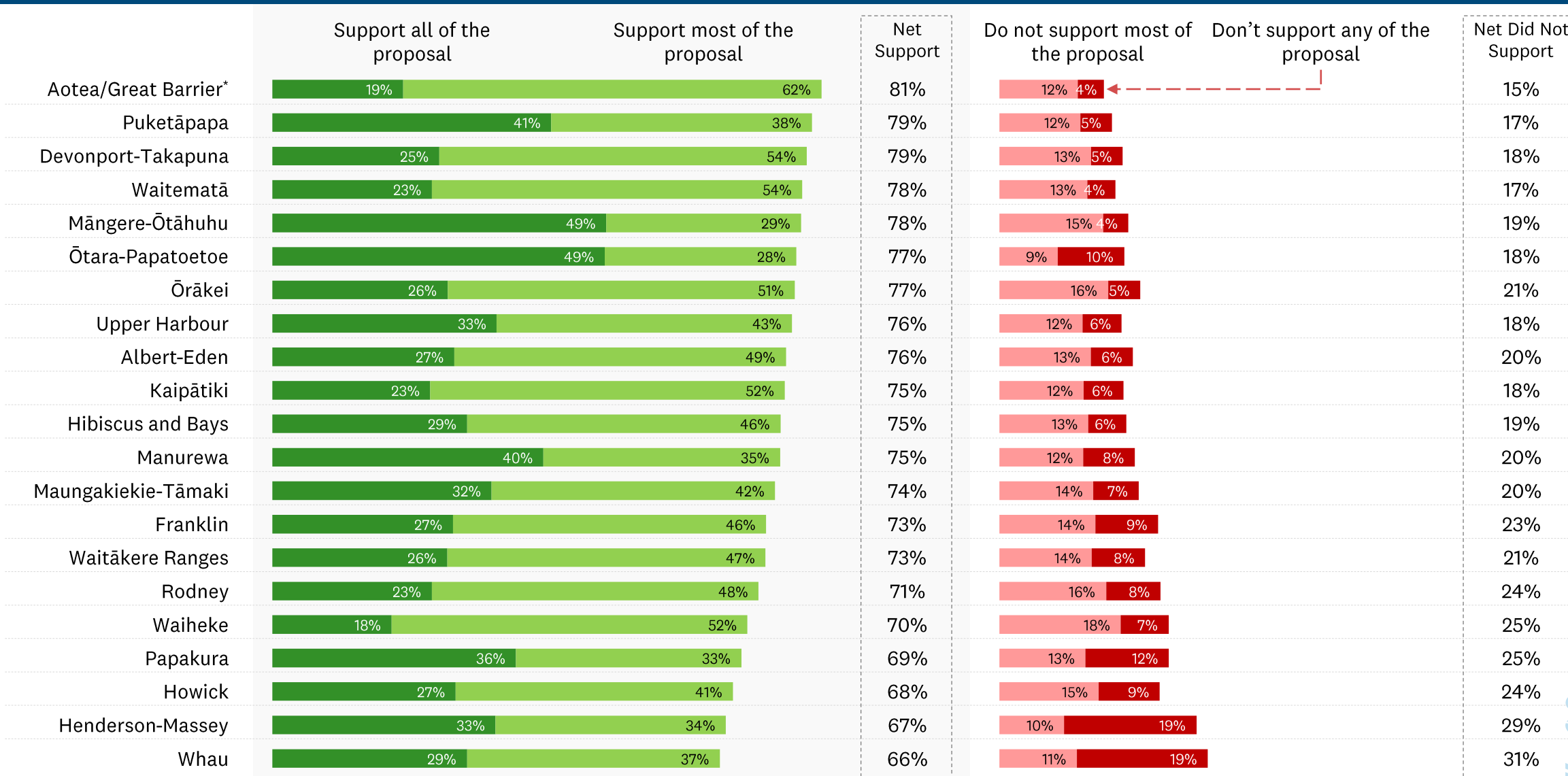


# Q1A Overall direction by local board (individuals)



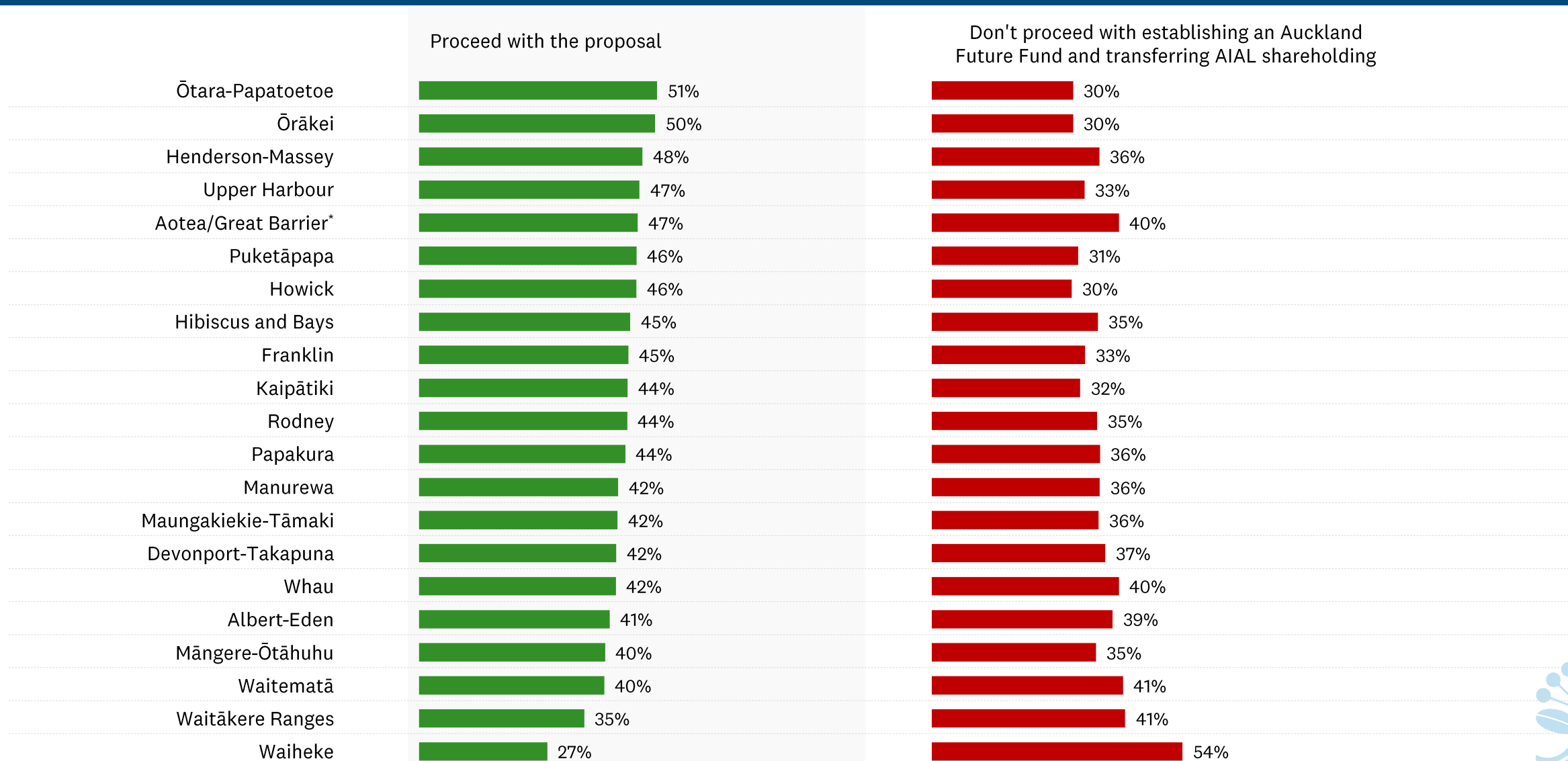
\* Small base size for Aotea / Great Barrier (n=26)

# Q2 Transport plan by local board – least support for most or all 66% (individuals)



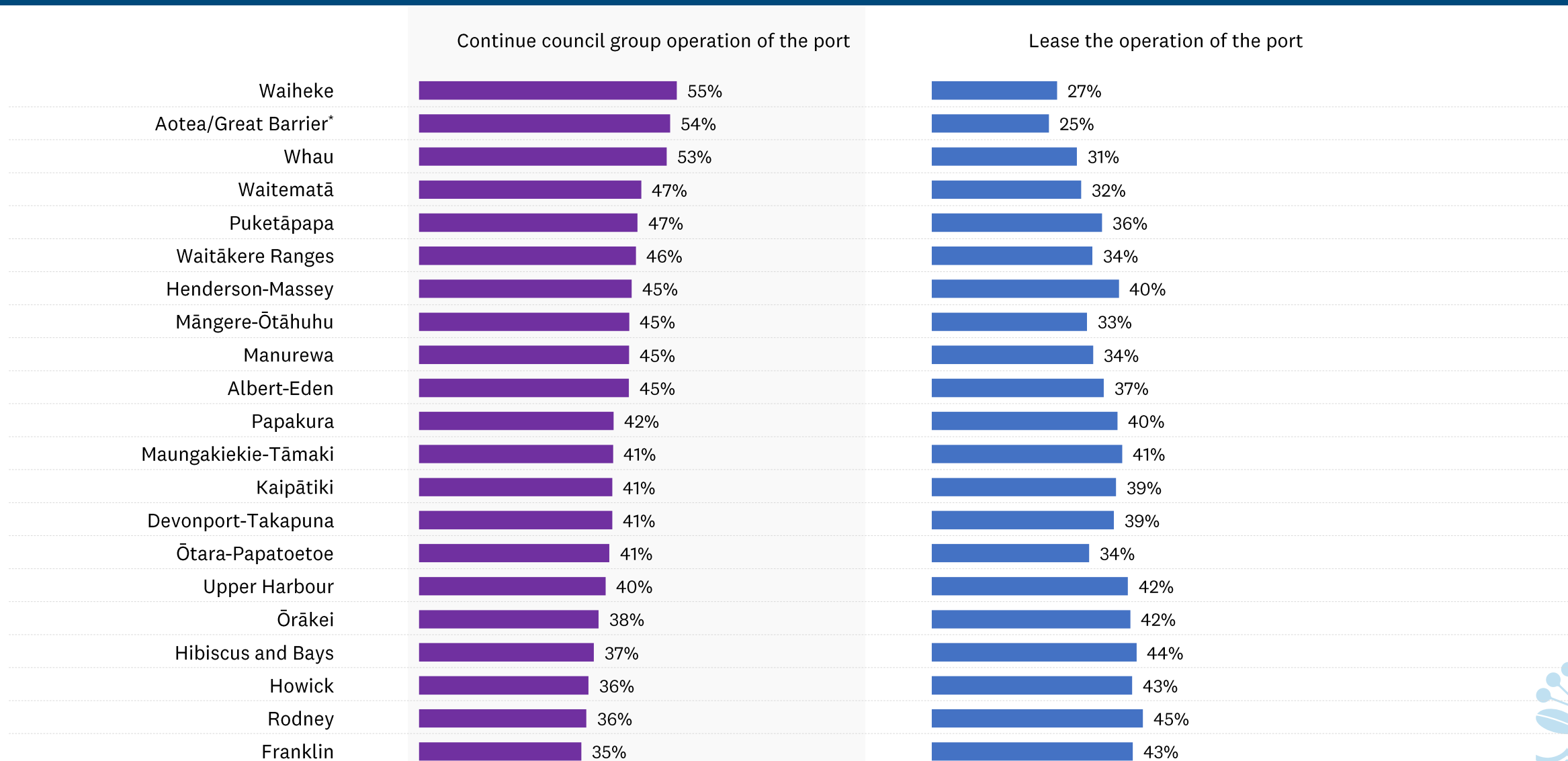
\* Small base size for Aotea / Great Barrier (n=26)

# Q4A Preference on future fund and AIAL shareholding by local board (individuals)



\* Small base size for Aotea / Great Barrier (n=30)

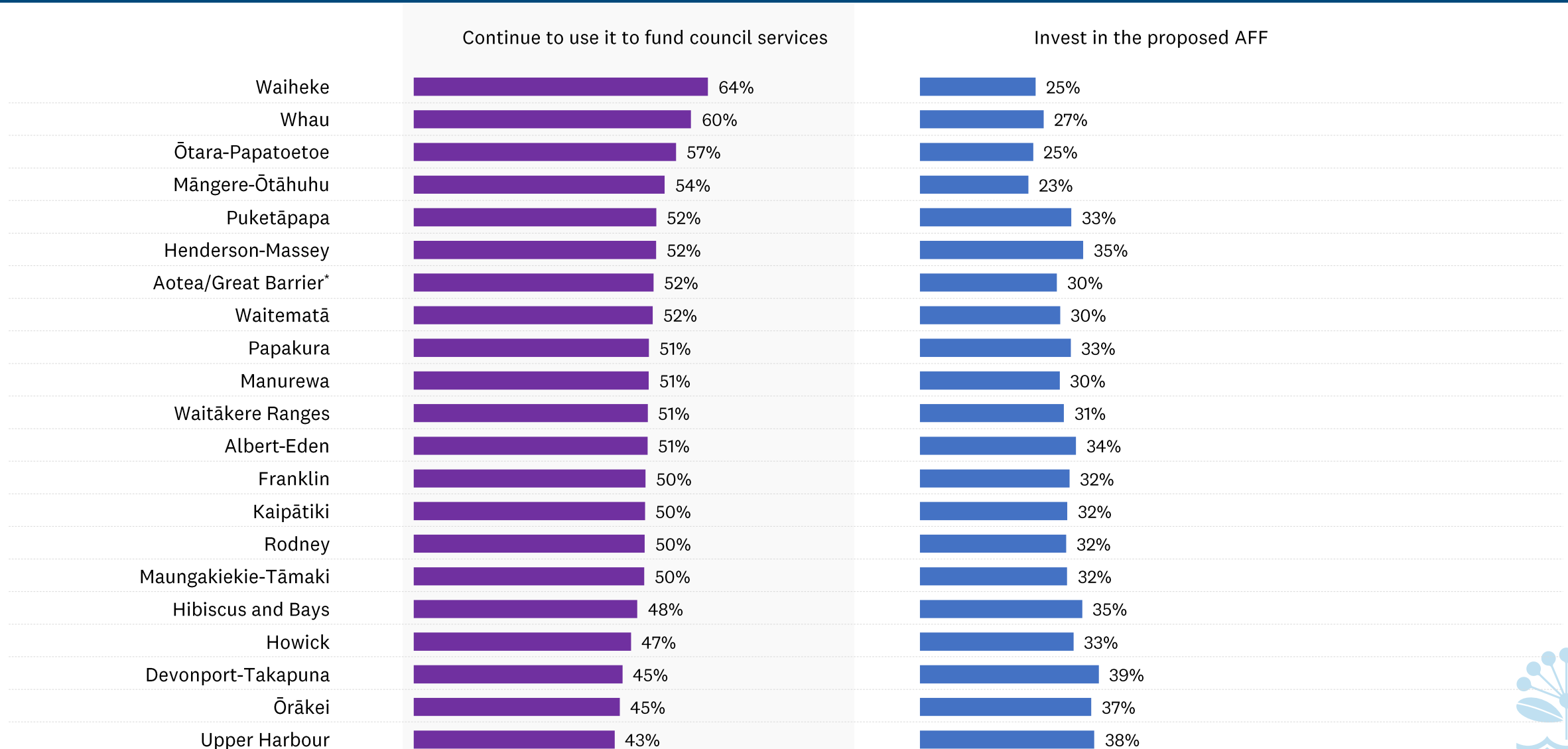
# Q4B Future of Port of Auckland by local board (individuals)



\* Small base size for Aotea / Great Barrier (n=28)

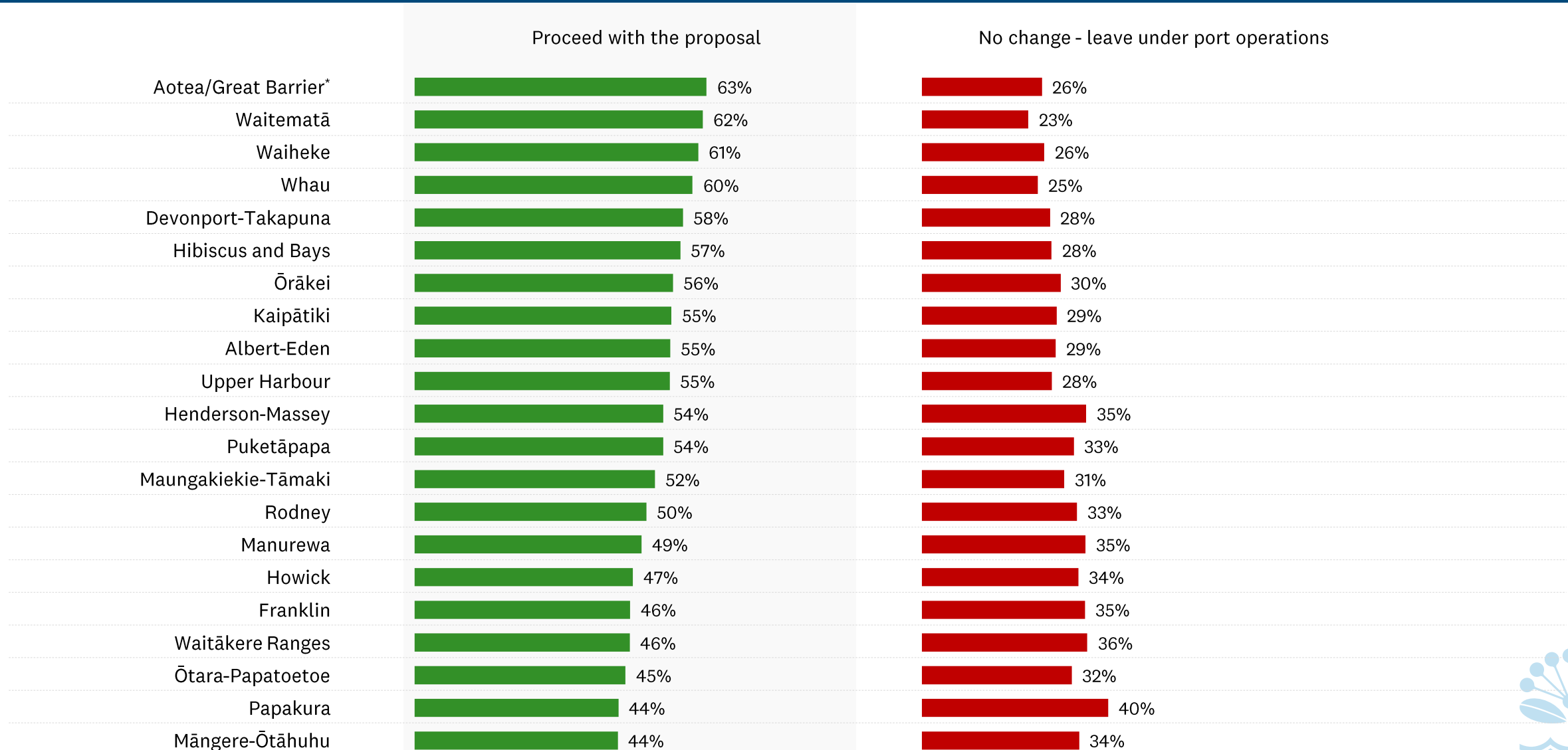


# Q4C 'If the council group continues to operate the Port of Auckland ...' by local board (individuals)




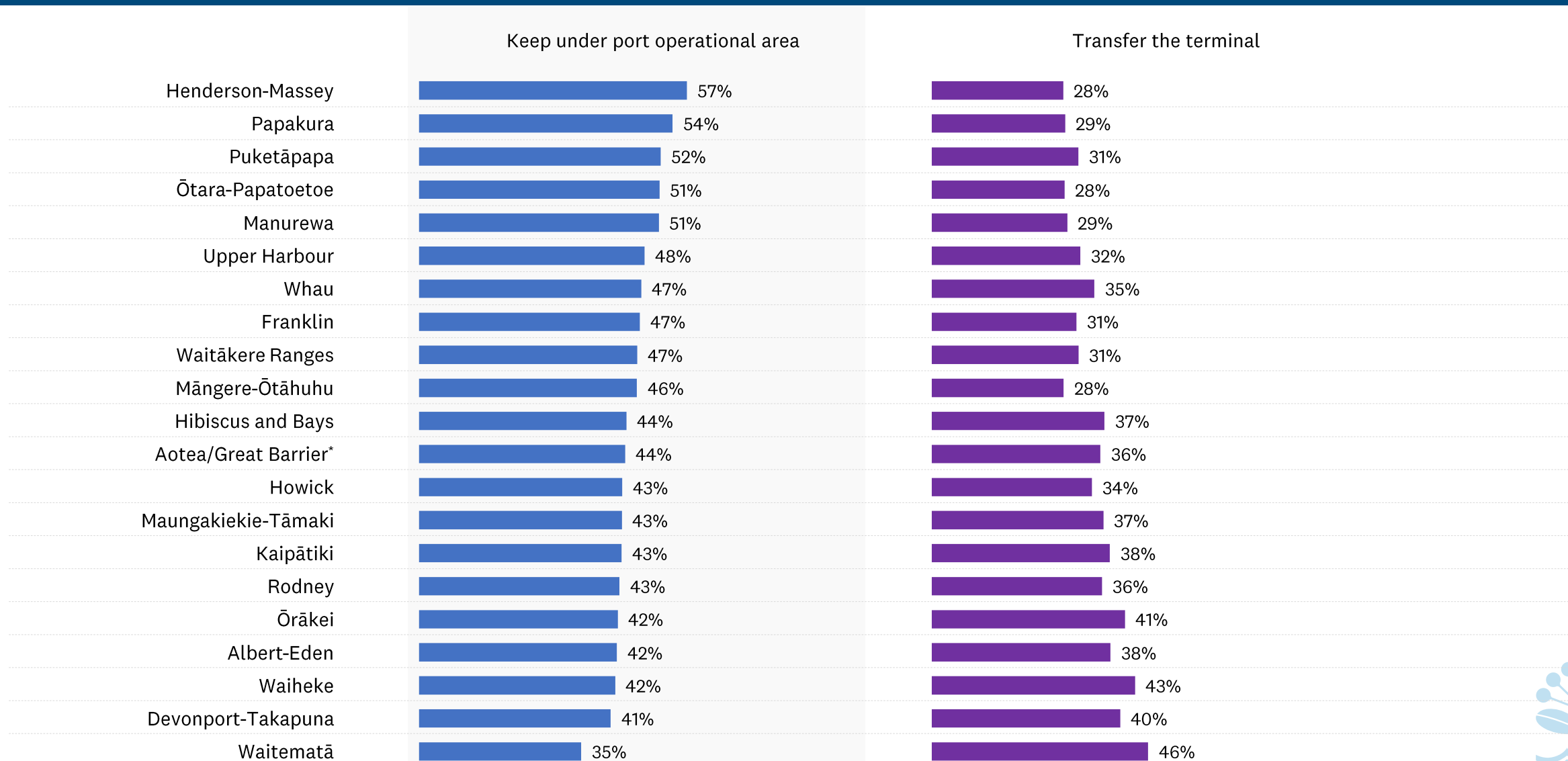
\* Small base size for Aotea / Great Barrier (n=27)

# Q5A Captain Cook and Marsden wharves by local board (individuals)



\* Small base size for Aotea / Great Barrier (n=27)

# Q5B Bledisloe Terminal by local board (individuals)



\* Small base size for Aotea / Great Barrier (n=25)